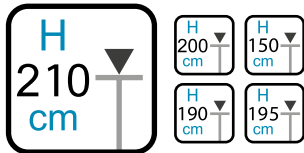


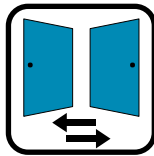
BOX

LISTINO 2026





ALTEZZA DOCCIA
HEIGHT
HÖHE
HAUTEUR



REVERSIBILE
REVERSIBLE
UMKEHRBAR
RÉVERSIBLE



PESO
WEIGHT
GEWICHT
POIDS



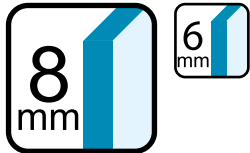
SOFT CLOSING
SLIDING SOFT CLOSING
SELBST-SCHLIESSENDE SCHIEBETÜR
FERMETURE AVEC AMORTISSEURS



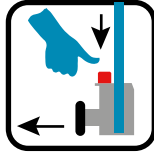
TRATTAMENTO ANTICALCARE
DESCALING
ENTKALKUNGSBEHANDLUNG
TRAITEMENT ANTICALCAIRE



N° COLLI
BOX
KARTON
BOITE



SPESSORE CRISTALLO
CRYSTAL THICKNESS
STÄRKE DES KRISTALLS
ÉPAISSEUR DU VERRE



SGANCIAMENTO ANTA
YOU CAN UNHOOK
LÖSBARE TÜR
PORTE DÉCLIPSABLE



CHIUSURA MAGNETICA
MAGNETIC WATERPROOF CLOSURE
WASSERDICHTES MAGNETVERSCHLUSS DER TÜREN
PORTES À FERMETURE MAGNÉTIQUE



SPAZIO ENTRATA UTILE
ENTRANCE
EINGANG
LARGEUR DU PASSAGE



ACCIAIO INOX
STEINLESS STEEL
ROSTFREIER STAHL 304
ACIER INOXYDABLE



ACCIAIO INOX SPAZZOLATO
BRUSHED STEINLESS STEEL
GEBÜRSTETER EDELSTAHL
ACIER INOXYDABLE BROSSÉ



ACCIAIO NERO SATINATO
BLACK MAT STEINLESS STEEL
SCHWARZER SATINIERTER EDELSTAHL
ACIER INOXYDABLE SATINÉ NOIR



ACCIAIO BIANCO SATINATO
WHITE MAT STAINLESS STEEL
WEISSER SATINIERTER EDELSTAHL
ACIER INOXYDABLE SATINÉ BLANC



ALLUMINIO ORO SPAZZOLATO
BRUSHED GOLD ALUMINIUM
GEBÜRSTETER GOLD-ALUMINIUM
OR ALUMINIUM BROSSÉ



ALLUMINIO ORO ROSA
ROSE GOLD ALUMINIUM
ROSGOLD ALUMINIUM
ALUMINIUM OR ROSE



ALLUMINIO CROMO
CHROME-PLATED ALUMINIUM
CHROM ALUMINIUM
ALUMINIUM CHROMÉ



ALLUMINIO NERO
BLACK ALUMINIUM
SCHWARZES ALUMINIUM
ALUMINIUM NOIR



ALLUMINIO BIANCO
WHITE ALUMINIUM
WEISSES ALUMINIUM
ALUMINIUM BLANC



OTTONE CROMO 800/1000
BRASS CHROME 800/1000
MESSING CHROM 800/1000
LAITON CHROMÉ 800/1000



OTTONE LACCATO
LACQUERED BRASS
LACKIERTES MESSING
LAITON LAQUÉ



OTTONE SPAZZOLATO
BRUSHED BRASS
GEBÜRSTETES MESSING
LAITON BROSSÉ

INDICE

OPEN SPACE 8 MM.

PANNELS 8 MM. / WALK-IN 8 MM. / PAROIS 8 MM.



FREJUS ONDA BLACK
FREJUS ONDA STEEL
FREJUS ONDA
FREJUS ONDA GOLD

● BLOSA-OW BLACK
● BLOSA-OW STEEL
● BLOSA-OW
● BLOSA-OW GOLD




FREJUS GOLD
FREJUS GOLD ROSE
FREJUS
FREJUS STEEL FREJUS
BLACK
FREJUS BLACK GREY
FREJUS CLOSED
FREJUS CLOSED BLACK

● BLOSA-EW GOLD
● BLOSA-EW GOLDROSE
● BLOSA-EW
● BLOSA-EW STEEL
● BLOSA-EW BLACK
● BLOSA-EW BLACK GREY
● BLOSA EC
● BLOSA EC BLACK



OPEN SPACE 6 MM.

PANNELS 6 MM. / WALK-IN 6 MM. / PAROIS 6 MM.



APRICA EVO COPPER BR.
APRICA EVO COPPER
APRICA EVO
APRICA EVO BLACK
APRICA EVO BLACK GREY

● BLWI-E COPPER/BRONZE
● BLWI-E COPPER
● BLWI-E
● BLWI-E BLACK
● BLWI-E BLACK/GREY

INDICE

CABINE AD APERTURA SCORREVOLE 8 MM.

SLIDING DOOR CABINS 8 MM. / DUSCHKABINEN MIT SCHIEBETÜREN 8 MM. / CABINE DE DOUCHE OUVERTURE COULISSANTE 8 MM.



FARNO STEEL
FARNO COPPER
FARNO FARNO
BLACK

● BLSF STEEL
● BLSF COPPER
● BLSF
● BLSF BLACK

CABINE AD APERTURA SCORREVOLE 6 MM.

SLIDING DOOR CABINS 6 MM. / DUSCHKABINEN MIT SCHIEBETÜREN 6 MM. / CABINE DE DOUCHE OUVERTURE COULISSANTE 6 MM.



TONALE GOLD ROSE
TONALE NICKEL
TONALE
TONALE BLACK
TONALE WHITE

● BLPST GOLD ROSE
● BLPST NICKEL
● BLPST
● BLPST BLACK LPST
○ BWHITE



STELVIO EVO
STELVIO EVO MATT

● BLPS3 QI 4 DOORS
● BLPS3 M QI 4 DOORS

CABINE AD APERTURA SCORREVOLE ANGOLO 6 MM.

SLIDING DOOR CABINS 6 MM. / DUSCHKABINEN MIT SCHIEBETÜREN 6 MM. / CABINE DE DOUCHE OUVERTURE COULISSANTE 6 MM.



PRESOLANA
PRESOLANA MATT





● BLA6 EVO
● BLA6 EVO MATT

CABINE AD APERTURA A BATTENTE 8 MM.

PIVOT DOOR CABINS 8 MM. / DUSCHKABINEN MIT DREHTÜR 8 MM. / CABINE DE DOUCHE OUVERTURE PIVOTANTE 8 MM.



MENNA COPPER
MENNA STEEL
MENNA
MENNA BLACK




 BLBM COPPER
 BLBM STEEL
 BLBM
 BLBM BLACK

CABINE AD APERTURA A BATTENTE 6 MM.

PIVOT DOOR CABINS 6 MM. / DUSCHKABINEN MIT DREHTÜR 6 MM. / CABINE DE DOUCHE OUVERTURE PIVOTANTE 6 MM.







MARESANA
MARESANA NICKEL
MARESANA BLACK

 LPBM
 LPBM NICKEL
 LPBM BLACK








GRIGNA EVO 2
GRIGNA EVO 2 BLACK
GRIGNA EVO 2 BLACK GREY
GRIGNA EVO 2 MATT

 LPB3
 LPB3 BLACK
 LPB3 BLACK GREY
 LPB3 MATT



GRIGNETTA EVO 1
GRIGNETTA EVO 1 BLACK
GRIGNETTA EVO 1 BLACK GREY
GRIGNETTA EVO 1 MATT
GRIGNETTA CORNER 

 LPB3
 LPB3 BLACK
 LPB3 BLACK GREY
 LPB3 MATT
 LPB EVO2

CABINE AD APERTURA PIEGHEVOLE 6 MM.

FOLDABLE OPENING CABINS 6 MM. / KLAPPBARE ÖFFNUNGSKABINEN 6 MM. / CABINES À OUVERTURE PLIABLE 6 MM.




AVARO

 BLAPN



FUJI

 BLL6

LA QUALITA'

PARETI DOCCIA

Le pareti doccia sono conformi alle normative introdotte con il regolamento (UE) nr° 305/2011. L'attuazione del suindicato regolamento è garantita dall'applicazione da parte dell'azienda della norma armonizzata EN14428:2004 + A1:2008 (pareti do requisiti funzionali e metodi di prova). In particolare la norma richiede la verifica sul prodotto mediante idonee prove delle caratteristiche di pulibilità, resistenza agli urti, resistenza alla corrosione, resistenza agli agenti chimici e alle macchie, cicli umido/secco, durata ai cicli di apertura/chiusura delle ante, stabilità secondo norma ISO7892:1988 e tenuta all'acqua.

Attrezzature e strumenti computerizzati sottopongono i prodotti ai più severi test di:

DURATA DEI CICLI IN APERTURA/CHIUSURA

La resistenza e la durata delle ante è verificata da un test di apertura e chiusura della durata di 20.000 cicli.

RESISTENZA DEI PROFILI ALLA CORROSIONE

La resistenza della verniciatura sui profili è verificata da una prova denominata "quadrettatura". Per mezzo di lame taglienti si provocano profonde incisioni fra loro perpendicolari sulla superficie del profilo formando un numero stabilito di quadrati: il test è superato solo a condizione che si stacchino al massimo due quadrati.

RESISTENZA DEI PANNELLI IN CRISTALLO AGLI AGENTI CHIMICI ED ALLE MACCHIE

L'inalterabilità della struttura molecolare e dell'aspetto estetico dei cristalli è verificata da una prova di aggressione da parte di un reagente chimico su di un campione di cristallo di 100x100 mm, per circa 2 ore: il test è superato a condizione che, dopo il risciacquo, il campione non presenti alcun deterioramento, macchia o abrasione.

SICUREZZA DELLA CABINA

La sicurezza per l'utilizzatore è garantita da un test che simula l'urto di un corpo umano sulla parete doccia. Un corpo contundente viene lasciato cadere all'interno di ogni singola parete della cabina doccia: il test è superato se le pareti doccia non presentano deterioramenti funzionali che potrebbero causare lesioni all'utilizzatore.

TENUTA ALL'ACQUA

Anche in condizioni estreme di utilizzo, la tenuta delle giunzioni, delle guarnizioni e dei sigillanti è verificata da un test che consiste nel rivolgere getti d'acqua ad alta pressione verso le zone critiche della cabina doccia.

PROVA DI FRAMMENTAZIONE DEI VETRI

La normativa prevede che, in caso di rottura, i frammenti di cristallo siano più piccoli della misura massima consentita al fine di salvaguardare la sicurezza dell'utilizzatore.

SHOWER ENCLOSURES

Shower enclosures comply with the norms introduced by UE Regulation No. 305/2011. The implementation of the aforementioned Regulation is met by the application of the harmonized Standard No. EN 14428:2004 + A1:2008 (Shower Enclosures – Functional requirements and tests methods). The Standard requires, in particular, the check of the enclosure by means of specific tests about cleaning characteristics, shock resistance, resistance to corrosion, resistance to chemicals and stains, resistance to wet/dry cycles, strength of the doors to opening/closing cycles, stability according to Regulation No. ISO7892:1988 and water tightness.

Equipment and computerized instruments put products through the severest tests regarding:

OPENING AND CLOSING CYCLES LIFE

The strength and the endurance of the doors are verified by an opening and closing test lasting 20,000 cycles.

PROFILES RESISTANCE TO CORROSION

The painting resistance on the profiles is verified by a test called "grid".

Sharp blades cause deep perpendicular cuts on the profile surface forming a set number of squares.

The test is passed only if not more than two squares come loose.

CRYSTAL PANELS RESISTANCE TO CHEMICALS AND STAINS

The endurance of the molecular structure and the crystals appearance are checked testing a chemical reagent on a 100x100 mm crystal sample for about two hours.

The test is passed only if, after rinsing, the sample shows no deterioration, stain or abrasion.

CABIN SAFETY

The security of the cabin is ensured by a test that simulates the impact of a human body on the shower wall.

A blunt object is dropped inside each wall of the shower unit. The test is passed only if the shower walls do not show functional deterioration which can cause damages to the user.

WATER TIGHTNESS

Even under extreme conditions of use, the seal of the joints, the gaskets and the sealants is verified by a test that consists in directing high-pressure jets of water at the critical areas of the shower unit.

GLASSES FRAGMENTATION TEST

The rule stipulates that, in case of breakage, the crystal fragments are smaller than the maximum allowed extent so as to guarantee the security of the user.

PROVA DI QUALITA'

QUALITY TEST
QUALITÄTSTEST
ESSAI DE QUALITÉ

I test di qualità rispettano la NORMA ARMONIZZATA EN 14428:2004 + A1:2008 (pareti doccia – requisiti funzionali e metodi di prova).

The quality tests meet the harmonized standard EN 14428:2004 + A1: 2008 (Shower panels - Functional requirements and test methods).

Die Qualitätstesten respektieren die harmonisierte Norm EN 14428: 2004 + A1:2008 (Duschen - Funktionsanforderungen und Prüfverfahren).

Les tests de qualité mettent en œuvre la norme harmonisée EN 14428:2004 + A1:2008 (paroi de douche - exigences fonctionnelles et méthodes d'essai).



- **Test di spruzzo acqua salata**
- Salty spray test
- Salziger Spritztest
- Test du jet salé



- **Test di carico**
- Load weight test
- Testlastgewicht
- Test de la résistance au poids




- **Prova di apertura (20.000 cicli)**
- Wheel pp test (20.000 times)
- Test des Rades pp. (20.000 mal)
- Test de la roue pp (20.000 fois)



- **Prova di urto**
- Impact test
- Schlagpruefung
- Test au choc



- **Prova di tenuta**
- Leakage test
- Wasserdruckpruefung
- Test d'étanchéité



- **Prova rottura cristalli**
- Breaking test
- Stahlball-Schlagversuch
- Test de rupture des verres

Chiusure Doccia - Shower Enclosures

- **ALLUMINIO E ACCIAIO INOX 304**

I profili di alluminio sono realizzati con materie prime di altissima qualità. Ogni singolo profilo è preventivamente tagliato forato, permettendo così ai successivi trattamenti di coprire ogni parte del pezzo, garantendo una qualità duratura nel tempo. La verniciatura viene effettuata attraverso impianti tecnologici all'avanguardia; ogni profilo subisce un pretrattamento di sgrassaggio fosfocromatazione prima di essere verniciato con polveri epossidiche le quali, applicate elettrostaticamente su tutta la superficie di profilo, polimerizzano formando uno strato resistente ed inalterabile nel tempo. Brillantatura e satinatura sono ottenute a mezzo di processi chimici preceduti da accurata spazzolatura dei profili per renderli resistenti e duraturi nel tempo

- **CRISTALLO**

Il cristallo è trattato con sistema di temperatura per aumentare la resistenza e garantire il più alto grado di sicurezza tecnologicamente raggiungibile. In caso di accidentale rottura, la lastra si sbriciola in piccolissimi frammenti inoffensivi

- **ALUMINUM AND STAINLESS STEEL 304**

The aluminum profiles are made with high quality raw materials. Each profile is cut and drilled in advance so as to allow the subsequent treatments to cover every part of the item ensuring lasting quality over time. The painting is carried out in leading high tech plants. Each profile undergoes, before being coated with epoxy powders, a degreasing and phosphochromatizing pre-treatment by which the powder covers electrostatically the whole surface of the profile and polymerizes thus forming a resistant and unalterable layer. Resistant and lasting shiny and/or satin finish are obtained by means of chemical processes preceded by a careful brushing of the profiles.

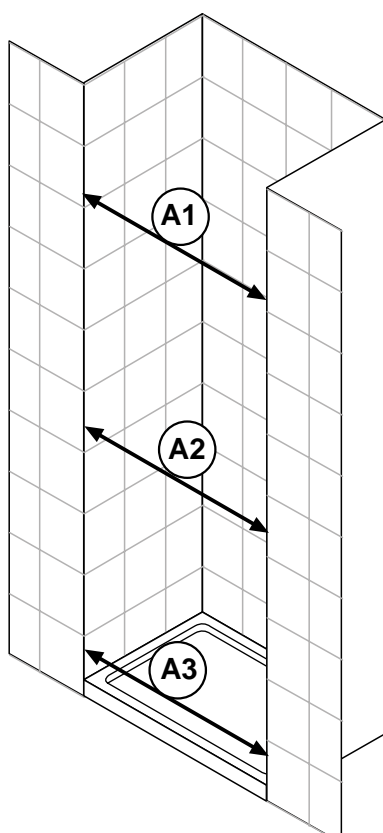
- **CRYSTAL**

The crystal is treated with a tempering system in order to increase the resistance and guarantee the highest security level technologically attainable. In case of accidental breakage, the sheet crumbles into tiny harmless fragments.

Come rilevare le misure

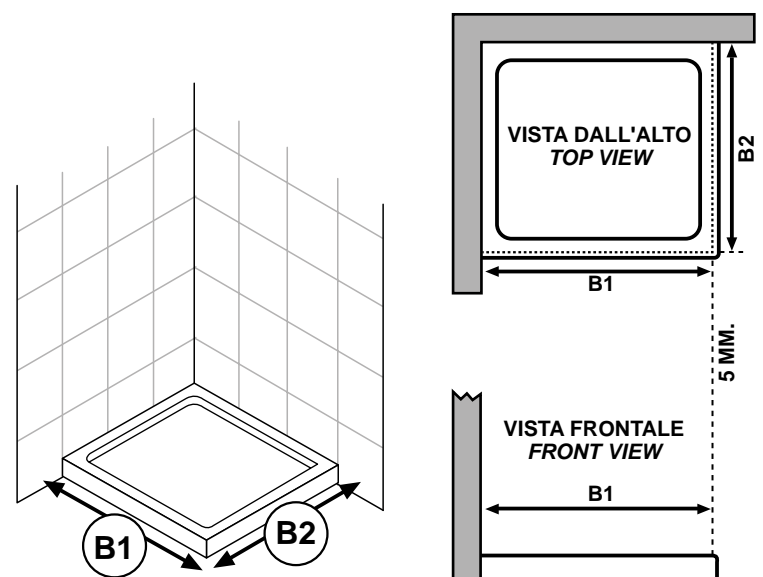
How to take measurements

"A" - Spazio in nicchia
Wall to wall




A1 - cm ...
A2 - cm ...
A3 - cm ...

"B" - Cabine ad angolo
Corner shower enclosure



B1 - cm ...
B2 - cm ...



- **Cristallo trasparente**
- *Transparent crystal*
- *Transparentes Kristallglas*
- *Verre transparent*



- **Cristallo Matt**
- *Matt crystal*
- *Satiniertes Kristallglas*
- *Verre mat*



- **Cristallo Grey**
- *Grey crystal*
- *Graues Kristallglas*
- *Verre fumé*



- **Cristallo Fox**
- *Fox crystal*
- *Fox Kristallglas*
- *Verre granité*



- **Cristallo specchiato**
- *Mirror crystal*
- *Spiegel-Kristallglas*
- *Cristal miroir*

FREJUS ONDA BLACK



**TRATTAMENTO
ANTICALCARE**
Anti-limescale Treatment
Anti-Kalk-Behandlung
Traitement anticalcaire

8^{mm}

FREJUS ONDA BLACK

PROFILI NERO SATINATO / CRISTALLO CANNETTATO - SATIN BLACK PROFILES / FLUTED GLASS
SATINIERTA SCHWARZE PROFILE / GERIFFELTES GLAS - PROFILS NOIRS SATINÉS / VERRE CANNELE

Codice Code - Artikel - Article	Formato (cm) Size - Format - Dimension	Estensibilità Adj. range - Verstellbereich - Plage d'ajust.	Prezzo (€) Price - Preis - Prix
BLOSA OW 808B	80	78,5 ÷ 79,5	619,00
BLOSA OW 908B	90	88,5 ÷ 89,5	667,00
BLOSA OW 1008B	100	98,5 ÷ 99,5	713,00
BLOSA OW 1208B	120	118,5 ÷ 119,5	806,00
BLOSA OW 1408B	140	138,5 ÷ 139,5	900,00
BLOSA OW 1608B	160	158,5 ÷ 159,5	994,00

Braccio di sostegno pieghevole lunghezza massima 120 cm. tagliabile. - Foldable and cuttable support arm 120 cm maximum.
Klappbare Stabilisierungsstange, maximale Länge 120 cm. Kürzbar. - Barre de renfort pliable. Longueur maximale de 120 cm, découpable.

Open space



BRACCIO A SOFFITTO NERO SATINATO

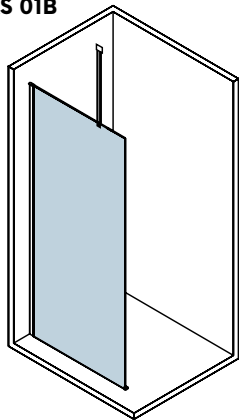
SATIN BLACK CEILING SUPPORT ARM - SCHWARZ-SATINIERTER DECKENSTÜTZARM - BARRE DE RENFORT AU PLAFOND NOIRE SATINÉE

BLBRS 01B

L.100

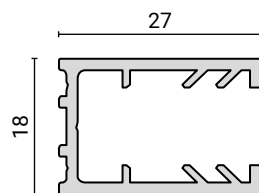
€ 107,00

BLBRS 01B



PROFILO A MURO

WALL PROFILE
WANDPROFIL
PROFIL MURAL



FREJUS ONDA STEEL



**TRATTAMENTO
ANTICALCARE**
Anti-limescale Treatment
Anti-Kalk-Behandlung
Traitement anticalcaire

8^{mm}

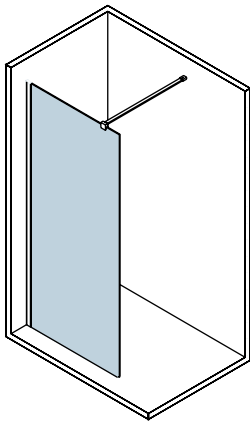
FREJUS ONDA STEEL

PROFILI IN ALLUMINIO EFFETTO ACCIAIO SPAZZOLATO / CRISTALLO CANNETTATO - ALUMINIUM PROFILES IN BRUSHED STEEL FINISH / FLUTED GLASS
ALUMINIUMPROFILE IN EDELSTAHL-OPTIK GEBÜRSTET / GERIFFELTES GLAS - PROFILS EN ALUMINIUM FINITION ACIER BROSSÉ / VERRE CANNELÉ

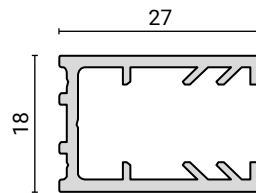
Codice Code - Artikel - Article	Formato (cm) Size - Format - Dimension	Estensibilità Adj. range - Verstellbereich - Plage d'ajust.	Prezzo (€) Price - Preis - Prix
BLOSA OW 808S	80	78,5 ÷ 79,5	721,00
BLOSA OW 908S	90	88,5 ÷ 89,5	768,00
BLOSA OW 1008S	100	98,5 ÷ 99,5	815,00
BLOSA OW 1208S	120	118,5 ÷ 119,5	908,00
BLOSA OW 1408S	140	138,5 ÷ 139,5	1.002,00
BLOSA OW 1608S	160	158,5 ÷ 159,5	1.094,00

Braccio di sostegno pieghevole lunghezza massima 120 cm. tagliabile. - Foldable and cuttable support arm 120 cm maximum.
Klappbare Stabilisierungsstange, maximale Länge 120 cm. Kürzbar. - Barre de renfort pliable. Longueur maximale de 120 cm, découpable.

Open space
8 mm



PROFILO A MURO
WALL PROFILE
WANDPROFIL
PROFIL MURAL



FREJUS ONDA



**TRATTAMENTO
ANTICALCARE**
Anti-limescale Treatment
Anti-Kalk-Behandlung
Traitement anticalcaire

8^{mm}

FREJUS ONDA

PROFILI CROMO LUCIDO / CRISTALLO CANNETTATO - GLOSSY CHROME PROFILES / FLUTED GLASS
POLIERTE VERCHROMTE PROFILE / GERIFFELTES GLAS - PROFILS CHROMÉS BRILLANTS / VERRE CANNELE

Codice Code - Artikel - Article	Formato (cm) Size - Format - Dimension	Estensibilità Adj. range - Verstellbereich - Plage d'ajust.	Prezzo (€) Price - Preis - Prix
BLOSA OW 808	80	78,5 ÷ 79,5	619,00
BLOSA OW 908	90	88,5 ÷ 89,5	667,00
BLOSA OW 1008	100	98,5 ÷ 99,5	713,00
BLOSA OW 1208	120	118,5 ÷ 119,5	806,00
BLOSA OW 1408	140	138,5 ÷ 139,5	900,00
BLOSA OW 1608	160	158,5 ÷ 159,5	994,00

Braccio di sostegno pieghevole lunghezza massima 120 cm. tagliabile. - Foldable and cuttable support arm 120 cm maximum.
Klappbare Stabilisierungsstange, maximale Länge 120 cm. Kürzbar. - Barre de renfort pliable. Longueur maximale de 120 cm, découpable.

Open space 808



BRACCIO A SOFFITTO CROMO LUCIDO

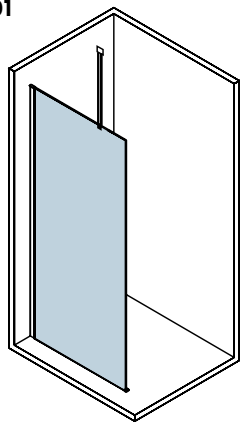
GLOSSY CHROME CEILING SUPPORT ARM - GLÄNZEND VERCHROMTER DECKENSTÜTZARM.- BARRE DE RENFORT AU PLAFOND CHROMÉE BRILLANTE

BLBRS 01

L.100

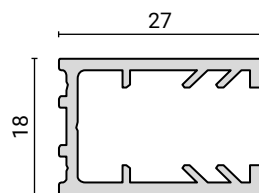
€ 107,00

BLBRS 01



PROFILO A MURO

WALL PROFILE
WANDPROFIL
PROFIL MURAL



FREJUS ONDA GOLD



**TRATTAMENTO
ANTICALCARE**
Anti-limescale Treatment
Anti-Kalk-Behandlung
Traitement anticalcaire

8^{mm}

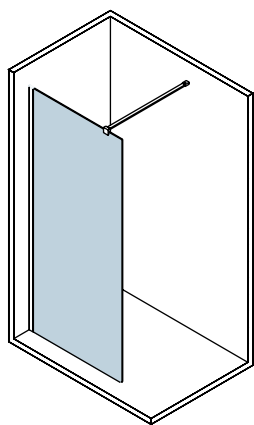
FREJUS ONDA GOLD

PROFILI ORO SPAZZOLATO / CRISTALLO CANNETTATO - BRUSHED GOLD PROFILES / FLUTED GLASS
GEBÜRSTETE GOLDENE PROFILE / GERIFFELTES GLAS - PROFILS OR BROSSÉ / VERRE CANNELE

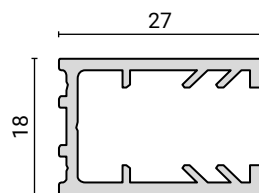
Codice Code - Artikel - Article	Formato (cm) Size - Format - Dimension	Estensibilità Adj. range - Verstellbereich - Plage d'ajust.	Prezzo (€) Price - Preis - Prix
BLOSA OW 808G	80	78,5 ÷ 79,5	721,00
BLOSA OW 908G	90	88,5 ÷ 89,5	768,00
BLOSA OW 1008G	100	98,5 ÷ 99,5	815,00
BLOSA OW 1208G	120	118,5 ÷ 119,5	908,00
BLOSA OW 1408G	140	138,5 ÷ 139,5	1.002,00
BLOSA OW 1608G	160	158,5 ÷ 159,5	1.094,00

Braccio di sostegno pieghevole lunghezza massima 120 cm. tagliabile. - Foldable and cuttable support arm 120 cm maximum.
Klappbare Stabilisierungsstange, maximale Länge 120 cm. Kürzbar. - Barre de renfort pliable. Longueur maximale de 120 cm, découpable.

Open space 



PROFILO A MURO
WALL PROFILE
WANDPROFIL
PROFIL MURAL



FREJUS GOLD



**TRATTAMENTO
ANTICALCARE**
Anti-limescale Treatment
Anti-Kalk-Behandlung
Traitement anticalcaire

8^{mm}

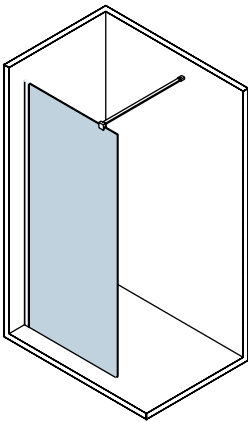
FREJUS GOLD

PROFILI ORO SPAZZOLATO / CRISTALLO TRASPARENTE - BRUSHED GOLD PROFILES / CLEAR GLASS
GEBÜRSTETE GOLDENE PROFILE / TRANSPARENTES KRISTALLGLAS - PROFILS OR BROSSÉ / VERRE TRANSPARENT

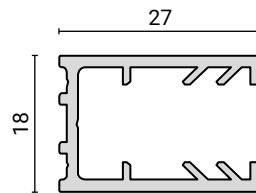
Codice Code - Artikel - Article	Formato (cm) Size - Format - Dimension	Estensibilità Adj. range - Verstellbereich - Plage d'ajust.	Prezzo (€) Price - Preis - Prix
BLOSA EW 708G	70	68,5 ÷ 70	461,00
BLOSA EW 808G	80	78,5 ÷ 80	493,00
BLOSA EW 908G	90	88,5 ÷ 90	499,00
BLOSA EW 1008G	100	98,5 ÷ 100	540,00
BLOSA EW 1108G	110	108,5 ÷ 110	570,00
BLOSA EW 1208G	120	118,5 ÷ 120	612,00
BLOSA EW 1308G	130	128,5 ÷ 130	648,00
BLOSA EW 1408G	140	138,5 ÷ 140	678,00
BLOSA EW 1508G	150	148,5 ÷ 150	703,00
BLOSA EW 1608G	160	158,5 ÷ 160	732,00
LBOSA EW 1708G	170	168,5 ÷ 170	762,00

Braccio di sostegno pieghevole lunghezza massima 120 cm. tagliabile. - Foldable and cuttable support arm 120 cm maximum.
Klappbare Stabilisierungsstange, maximale Länge 120 cm. Kürzbar. - Barre de renfort pliable. Longueur maximale de 120 cm, découpable.

Open space
8 mm



PROFILO A MURO
WALL PROFILE
WANDPROFIL
PROFIL MURAL



FREJUS GOLD ROSE



**TRATTAMENTO
ANTICALCARE**
Anti-limescale Treatment
Anti-Kalk-Behandlung
Traitement anticalcaire

8^{mm}

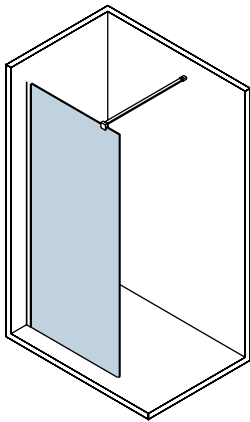
FREJUS GOLD ROSE

PROFILI ORO ROSA SPAZZOLATO - CRISTALLO TRASPARENTE - BRUSHED GOLD ROSE PROFILES / CLEAR GLASS
GEBÜRSTETE ROSÉGOLDPROFILE / TRANSPARENTES KRISTALLGLAS - PROFILS OR ROSE BROSSÉ / VERRE TRANSPARENT

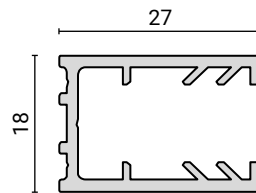
Codice Code - Artikel - Article	Formato (cm) Size - Format - Dimension	Estensibilità Adj. range - Verstellbereich - Plage d'ajust.	Prezzo (€) Price - Preis - Prix
BLOSA EW 708GR	70	68,5 ÷ 70	461,00
BLOSA EW 808GR	80	78,5 ÷ 80	493,00
BLOSA EW 908GR	90	88,5 ÷ 90	499,00
BLOSA EW 1008GR	100	98,5 ÷ 100	540,00
BLOSA EW1108GR	110	108,5 ÷ 110	570,00
BLOSA EW 1208GR	120	118,5 ÷ 120	612,00
BLOSA EW 1308GR	130	128,5 ÷ 130	648,00
BLOSA EW 1408GR	140	138,5 ÷ 140	678,00
BLOSA EW 1508GR	150	148,5 ÷ 150	703,00
BLOSA EW 1608GR	160	158,5 ÷ 160	732,00
BLOSA EW 1708GR	170	168,5 ÷ 170	762,00

Braccio di sostegno pieghevole lunghezza massima 120 cm. tagliabile. - Foldable and cuttable support arm 120 cm maximum.
Klappbare Stabilisierungsstange, maximale Länge 120 cm. Kürzbar. - Barre de renfort pliable. Longueur maximale de 120 cm, découpable.

Open space
mm ∞



PROFILO A MURO
WALL PROFILE
WANDPROFIL
PROFIL MURAL



FREJUS



TRATTAMENTO ANTICALCARE
Anti-limescale Treatment
Anti-Kalk-Behandlung
Traitement anticalcaire

8^{mm}

FREJUS

PROFILI CROMO LUCIDO / CRISTALLO TRASPARENTE - GLOSSY CHROME PROFILES / CLEAR GLASS
POLIERTE VERCHROMTE PROFILE - TRANSPARENTE KRYSTALLGLAS / PROFILS CHROMÉS BRILLANTS - VERRE TRANSPARENT

Codice Code - Artikel - Article	Formato (cm) Size - Format - Dimension	Estensibilità Adj. range - Verstellbereich - Plage d'ajust.	Prezzo (€) Price - Preis - Prix
BLOSA EW 708	70	68,5 ÷ 70	461,00
BLOSA EW 808	80	78,5 ÷ 80	493,00
BLOSA EW 908	90	88,5 ÷ 90	499,00
BLOSA EW 1008	100	98,5 ÷ 100	540,00
BLOSA EW 1108	110	108,5 ÷ 110	570,00
BLOSA EW 1208	120	118,5 ÷ 120	612,00
BLOSA EW 1308	130	128,5 ÷ 130	648,00
BLOSA EW 1408	140	138,5 ÷ 140	678,00
BLOSA EW 1508	150	148,5 ÷ 150	703,00
BLOSA EW 1608	160	158,5 ÷ 160	732,00
BLOSA EW 1708	170	168,5 ÷ 170	762,00

Braccio di sostegno pieghevole lunghezza massima 120 cm. tagliabile. - Foldable and cuttable support arm 120 cm maximum.
Klappbare Stabilisierungsstange, maximale Länge 120 cm. Kürzbar. - Barre de renfort pliable. Longueur maximale de 120 cm, découpable.

Open space
mm



BRACCIO A SOFFITTO CROMO LUCIDO

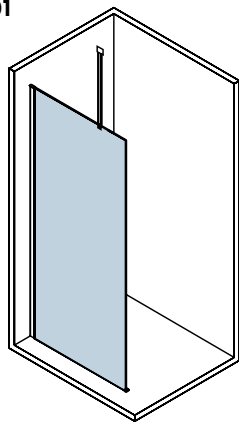
GLOSSY CHROME CEILING SUPPORT ARM - GLÄNZEND VERCHROMTER DECKENSTÜTZARM.- BARRE DE RENFORT AU PLAFOND CHROMÉE BRILLANTE

BLBRS 01

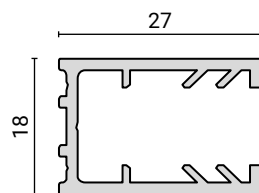
L.100

€ 107,00

BLBRS 01



PROFILO A MURO
WALL PROFILE
WANDPROFIL
PROFIL MURAL



FREJUS STEEL



TRATTAMENTO ANTICALCARE

Anti-limescale Treatment
Anti-Kalk-Behandlung
Traitement anticalcaire

8^{mm}

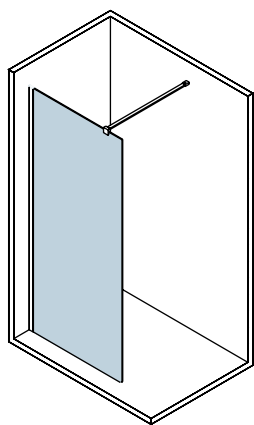
FREJUS STEEL

PROFILI IN ALLUMINIO EFFETTO ACCIAIO SPAZZOLATO / CRISTALLO TRASPARENTE - ALUMINIUM PROFILES IN BRUSHED STEEL FINISH / CLEAR GLASS
ALUMINIUMPROFILE IN EDELSTAHL-OPTIK GEBÜRSTET / TRANSPARENTE KRYSTALLGLAS - PROFILS EN ALUMINIUM FINITION ACIER BROSSÉ / VERRE TRANSPARENT

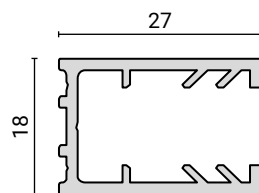
Codice Code - Artikel - Article	Formato (cm) Size - Format - Dimension	Estensibilità Adj. range - Verstellbereich - Plage d'ajust.	Prezzo (€) Price - Preis - Prix
BLOSA EW 708S	70	68,5 ÷ 70	461,00
BLOSA EW 808S	80	78,5 ÷ 80	493,00
BLOSA EW 908S	90	88,5 ÷ 90	499,00
BLOSA EW 1008S	100	98,5 ÷ 100	540,00
BLOSA EW 1108S	110	108,5 ÷ 110	570,00
BLOSA EW 1208S	120	118,5 ÷ 120	612,00
BLOSA EW 1308S	130	128,5 ÷ 130	648,00
BLOSA EW 1408S	140	138,5 ÷ 140	678,00
BLOSA EW 1508S	150	148,5 ÷ 150	703,00
BLOSA EW 1608S	160	158,5 ÷ 160	732,00
BLOSA EW 1708S	170	168,5 ÷ 170	762,00

Braccio di sostegno pieghevole lunghezza massima 120 cm. tagliabile. - Foldable and cuttable support arm 120 cm maximum.
Klappbare Stabilisierungsstange, maximale Länge 120 cm. Kürzbar. - Barre de renfort pliable. Longueur maximale de 120 cm, découpable.

Open space
mm



PROFILO A MURO
WALL PROFILE
WANDPROFIL
PROFIL MURAL



FREJUS BLACK



TRATTAMENTO ANTICALCARE
Anti-limescale Treatment
Anti-Kalk-Behandlung
Traitement anticalcaire

8^{mm}

FREJUS BLACK

PROFILI NERO SATINATO / CRISTALLO TRASPARENTE - SATIN BLACK PROFILES / CLEAR GLASS
SATINIERTER SCHWARZE PROFILE / TRANSPARENTES KRISTALLGLAS - PROFILS NOIRS SATINÉS / VERRE TRANSPARENT

Codice Code - Artikel - Article	Formato (cm) Size - Format - Dimension	Estensibilità Adj. range - Verstellbereich - Plage d'ajust.	Prezzo (€) Price - Preis - Prix
BLOSA EW 708BT	70	68,5 ÷ 70	461,00
BLOSA EW 808BT	80	78,5 ÷ 80	493,00
BLOSA EW 908BT	90	88,5 ÷ 90	499,00
BLOSA EW 1008BT	100	98,5 ÷ 100	540,00
BLOSA EW 1108BT	110	108,5 ÷ 110	570,00
BLOSA EW 1208BT	120	118,5 ÷ 120	612,00
BLOSA EW 1308BT	130	128,5 ÷ 130	648,00
BLOSA EW 1408BT	140	138,5 ÷ 140	678,00
BLOSA EW 1508BT	150	148,5 ÷ 150	703,00
BLOSA EW 1608BT	160	158,5 ÷ 160	732,00
BLOSA EW 1708BT	170	168,5 ÷ 170	762,00

Braccio di sostegno pieghevole lunghezza massima 120 cm. tagliabile. - Foldable and cuttable support arm 120 cm maximum.
Klappbare Stabilisierungsstange, maximale Länge 120 cm. Kürzbar. - Barre de renfort pliable. Longueur maximale de 120 cm, découpable.

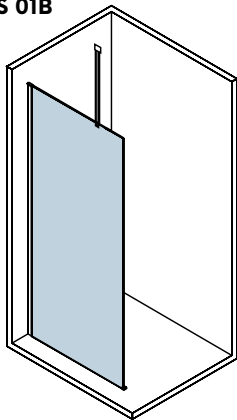
Open space
88 mm



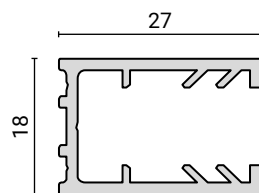
BRACCIO A SOFFITTO NERO SATINATO
SATIN BLACK CEILING SUPPORT ARM - SCHWARZ-SATINIERTER DECKENSTÜTZARM - BARRE DE RENFORT AU PLAFOND NOIRE SATINÉE

BLBRS 01B **L.100** **€ 107,00**

BLBRS 01B



PROFILO A MURO
WALL PROFILE
WANDPROFIL
PROFIL MURAL



FREJUS BLACK GREY



TRATTAMENTO ANTICALCARE
Anti-limescale Treatment
Anti-Kalk-Behandlung
Traitement anticalcaire

8^{mm}

FREJUS BLACK GREY

PROFILI NERO SATINATO / CRISTALLO GREY - SATIN BLACK PROFILES / GREY GLASS
SATINIERTER SCHWARZE PROFILE / GRAUES GLAS - PROFILS NOIRS SATINÉS / VERRE FUMÉ

Codice Code - Artikel - Article	Formato (cm) Size - Format - Dimension	Estensibilità Adj. range - Verstellbereich - Plage d'ajust.	Prezzo (€) Price - Preis - Prix
BLOSA EW 708B	70	68,5 ÷ 70	473,00
BLOSA EW 808B	80	78,5 ÷ 80	505,00
BLOSA EW 908B	90	88,5 ÷ 90	511,00
BLOSA EW 1008B	100	98,5 ÷ 100	552,00
BLOSA EW 1108B	110	108,5 ÷ 110	582,00
BLOSA EW 1208B	120	118,5 ÷ 120	624,00
BLOSA EW 1308B	130	128,5 ÷ 130	660,00
BLOSA EW 1408B	140	138,5 ÷ 140	690,00
BLOSA EW 1508B	150	148,5 ÷ 150	715,00
BLOSA EW 1608B	160	158,5 ÷ 160	744,00
BLOSA EW 1708B	170	168,5 ÷ 170	774,00

Braccio di sostegno pieghevole lunghezza massima 120 cm. tagliabile. - Foldable and cuttable support arm 120 cm maximum.
Klappbare Stabilisierungsstange, maximale Länge 120 cm. Kürzbar. - Barre de renfort pliable. Longueur maximale de 120 cm, découpable.

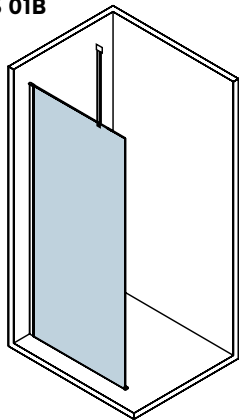
Open space
88 mm



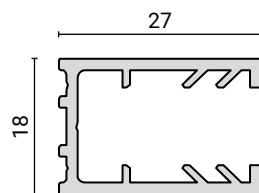
BRACCIO A SOFFITTO NERO SATINATO
SATIN BLACK CEILING SUPPORT ARM - SCHWARZ-SATINIERTER DECKENSTÜTZARM - BARRE DE RENFORT AU PLAFOND NOIRE SATINÉE

BLBRS 01B **L.100** **€ 107,00**

BLBRS 01B



PROFILO A MURO
WALL PROFILE
WANDPROFIL
PROFIL MURAL



FREJUS CLOSED/CLOSED BLACK



**TRATTAMENTO
ANTICALCARE**
Anti-limescale Treatment
Anti-Kalk-Behandlung
Traitement anticalcaire

8^{mm}

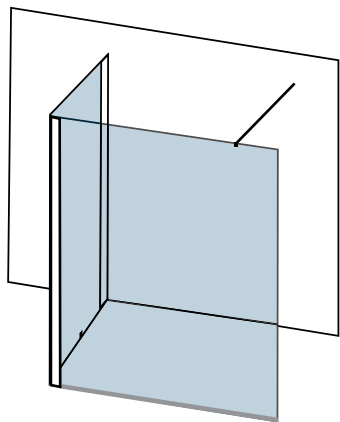
FREJUS CLOSED / CLOSED BLACK

PROFILI CROMO LUCIDO O NERO SATINATO / CRISTALLO TRASPARENTE - GLOSSY CHROME OR BLACK SATIN PROFILES / CLEAR GLASS
POLIERTE VERCHROMTE ODER SATINIERTER SCHWARZE PROFILE / TRANSPARENTES KRISTALLGLAS - PROFILS CHROMÉS BRILLANTS OU NOIRS SATINÉS / VERRE TRANSPARENT

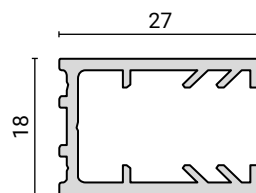
Codice CROMO Code - Artikel - Article	Codice BLACK Code - Artikel - Article	Formato (cm) Size - Format - Dimension	Estensibilità Adj. range - Verstellbereich - Plage d'ajust.	Prezzo (€) Price - Preis - Prix	Lato lungo Long side - Lange Seite - Côté long
BLOSA EC1008	BLOSA EC1008B	100	100 ÷ 100,5	581,00	•
BLOSA EC1108	BLOSA EC1108B	110	110 ÷ 110,5	613,00	•
BLOSA EC1208	BLOSA EC1208B	120	120 ÷ 120,5	619,00	•
BLOSA EC1308	BLOSA EC1308B	130	130 ÷ 130,5	660,00	•
BLOSA EC1408	BLOSA EC1408B	140	140 ÷ 140,5	690,00	•
BLOSA EC1508	BLOSA EC1508B	150	150 ÷ 150,5	732,00	•
BLOSA EC1608	BLOSA EC1608B	160	160 ÷ 160,5	768,00	•
BLOSA EC1708	BLOSA EC1708B	170	170 ÷ 170,5	798,00	•

					Lato corto Short side - Kurze Seite - Côté court
BLOSA EW708	BLOSA EW708B	70	68,7 ÷ 70,2	461,00	•
BLOSA EW808	BLOSA EW808B	80	78,7 ÷ 80,2	493,00	•
BLOSA EW908	BLOSA EW908B	90	88,7 ÷ 90,2	499,00	•
BLOSA EW1008	BLOSA EW1008B	100	98,7 ÷ 100,2	540,00	•

Open space 80 mm



PROFILO A MURO
WALL PROFILE
WANDPROFIL
PROFIL MURAL



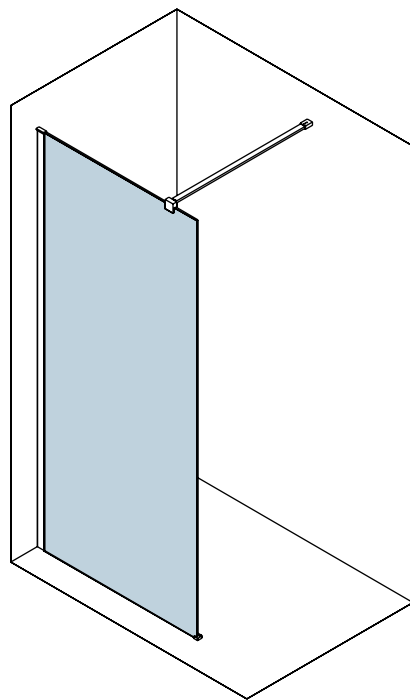
FREJUS

Articoli speciali su ordinazione - Special Items on request - Sonderanfertigungen auf Bestellung - Produits personnalisés sur demande

Altezza max 210 cm. / Larghezza max 180 cm.
 Height max 210 cm. / Width max 180 cm.
 Maximale Höhe 210 cm. / Maximale Breite 180 cm.
 Hauteur 210 cm. maximum / Largeur 180 cm. maximum



PREZZO DI LISTINO AL PEZZO (TRASPARENTE)
 GROSS PRICE PER PIECE (TRANSPARENT)
 LISTENPREIS PRO STÜCK (TRANSPARENT)
 PRIX PUBLIC PAR PIÈCE (TRANSPARENT)



FASCIA 1: da 1,01 a 1,50 mq Level 1: from 1.01 to 1.5 sqm	€ 953,00
FASCIA 2: da 1,51 a 2,00 mq Level 2: from 1.51 to 2.0 sqm	€ 1.073,00
FASCIA 3: da 2,01 a 2,50 mq Level 3: from 2.01 to 2.5 sqm	€ 1.120,00
FASCIA 4: da 2,51 a 3,00 mq Level 4: from 2.51 to 3.0 sqm	€ 1.369,00
FASCIA 5: da 3,01 a 3,50 mq Level 5: from 3.01 to 3.5 sqm	€ 1.504,00
FASCIA 6: da 3,51 a 4,00 mq Level 6: from 3.51 to 4.0 sqm	€ 1.624,00

Maggiorazione per vetro Matt e Grey +15%.

Surcharge for satin and grey glass +15%. - Aufpreis für satiniertes und graues Glas +15 %. - Majoration pour les verres satinés et fumés +15%

La maggiorazione del 15% va calcolata sui prezzi delle fasce da 1 a 6.

The 15% surcharge must be calculated based on the prices of bands 1 to 6.

Der Aufschlag von 15 % ist auf die Preisbereiche 1 bis 6 zu berechnen.

La majoration de 15 % doit être calculée sur les prix des tranches 1 à 6.

ATTENZIONE - ATTENTION - ACHTUNG - ATTENTION

CALCOLARE I MQ. DEL PEZZO PER STABILIRE LA FASCIA DI APPARTENENZA.

Per soluzioni diverse da quelle contemplate contattare ns. ufficio tecnico per avere indicazioni di fattibilità e prezzi.

CALCULATE THE SURFACE (M²) OF THE ARTICLE TO DETERMINE THE PRICE BAND.

For feasibility and pricing of custom solutions, please contact our technical department.

BERECHNEN SIE DIE FLÄCHE (M²) DES ELEMENTS, UM DIE ZUGEHÖRIGE PREISSTUFE

ZU BESTIMMEN. Für Sonderlösungen wenden Sie sich bitte an unsere Technikabteilung, um Informationen zu Machbarkeit und Preisen zu erhalten.


CALCULEZ LA SURFACE (M²) DE L'ÉLÉMENT POUR DÉTERMINER LA TRANCHE DE PRIX.

Pour toute solution spécifique, veuillez contacter notre service technique pour vérifier la faisabilité et obtenir un devis.

DETTAGLI



Braccio
Support arm
Stabilisierungsstange
Barre de renfort



Profilo a muro
Wall profile
Wandprofil
Profil mural



Profilo inferiore
Bottom profile
Unteres Profil
Profil inférieur

APRICA EVO COPPER BRONZE



6^{mm}

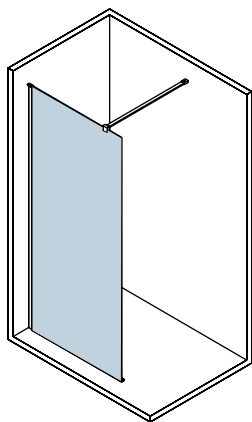
APRICA EVO COPPER BRONZE

PROFILI RAME SPAZZOLATO / CRISTALLO BRONZO - BRUSHED COPPER PROFILES / BRONZE GLASS
GEBÜRSTETE KUPFERPROFILE / BRONZEFARBENES GLAS - PROFILS CUIVRE BROSSÉ / VERRE BRONZE

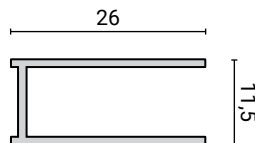
Codice Code - Artikel - Article	Formato (cm) Size - Format - Dimension	Estensibilità Adj. range - Verstellbereich - Plage d'ajust.	Prezzo unitario Price - Preis - Prix
BLWIE 906CB	90	88,5 ÷ 90	416,00
BLWIE 1006CB	100	98,5 ÷ 100	438,00
BLWIE 1106CB	110	108,5 ÷ 110	460,00
BLWIE 1206CB	120	118,5 ÷ 120	479,00
BLWIE 1306CB	130	128,5 ÷ 130	502,00
BLWIE 1406CB	140	138,5 ÷ 140	528,00
BLWIE 1506CB	150	148,5 ÷ 150	548,00
BLWIE 1606CB	160	158,5 ÷ 160	570,00
BLWIE 1706CB	170	168,5 ÷ 170	590,00

Braccio di sostegno pieghevole lunghezza massima 120 cm. tagliabile. - Foldable and cuttable support arm 120 cm maximum.
Klappbare Stabilisierungsstange, maximale Länge 120 cm. Kürzbar. - Barre de renfort pliable. Longueur maximale de 120 cm, découpable.

Open space
6
mm



PROFILO A MURO
WALL PROFILE
WANDPROFIL
PROFIL MURAL



APRICA EVO COPPER



**TRATTAMENTO
ANTICALCARE**
Anti-limescale Treatment
Anti-Kalk-Behandlung
Traitement anticalcaire

6^{mm}

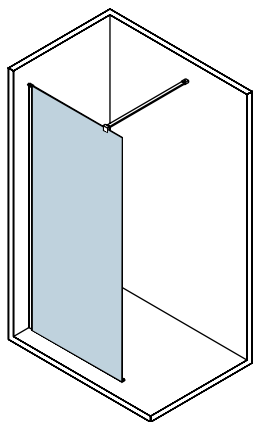
APRICA EVO COPPER

PROFILI RAME SPAZZOLATO / CRISTALLO TRASPARENTE - BRUSHED COPPER PROFILES / CLEAR GLASS
GEBÜRSTETE KUPFERPROFILE / TRANSPARENTES KRISTALLGLAS - PROFILS CUIVRE BROSSÉ / VERRE TRANSPARENT

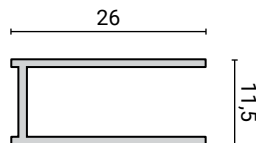
Codice Code - Artikel - Article	Formato (cm) Size - Format - Dimension	Estensibilità Adj. range - Verstellbereich - Plage d'ajust.	Prezzo unitario Price - Preis - Prix
BLWIE 906C	90	88,5 ÷ 90	368,00
BLWIE 1006C	100	98,5 ÷ 100	394,00
BLWIE 1106C	110	108,5 ÷ 110	416,00
BLWIE 1206C	120	118,5 ÷ 120	439,00
BLWIE 1306C	130	128,5 ÷ 130	462,00
BLWIE 1406C	140	138,5 ÷ 140	486,00
BLWIE 1506C	150	148,5 ÷ 150	510,00
BLWIE 1606C	160	158,5 ÷ 160	535,00
BLWIE 1706C	170	168,5 ÷ 170	558,00

Braccio di sostegno pieghevole lunghezza massima 120 cm. tagliabile. - Foldable and cuttable support arm 120 cm maximum.
Klappbare Stabilisierungsstange, maximale Länge 120 cm. Kürzbar. - Barre de renfort pliable. Longueur maximale de 120 cm, découpable.

Open space
6
mm



PROFILO A MURO
WALL PROFILE
WANDPROFIL
PROFIL MURAL



APRICA EVO



TRATTAMENTO ANTICALCARE
Anti-limescale Treatment
Anti-Kalk-Behandlung
Traitement anticalcaire

6^{mm}

APRICA EVO

PROFILI CROMO LUCIDO / CRISTALLO TRASPARENTE - GLOSSY CHROME PROFILES / CLEAR GLASS
POLIERTE VERCHROMTE PROFILE - TRANSPARENTES KRISTALLGLAS / PROFILS CHROMÉS BRILLANTS - VERRE TRANSPARENT

Codice Code - Artikel - Article	Formato (cm) Size - Format - Dimension	Estensibilità Adj. range - Verstellbereich - Plage d'ajust.	Prezzo unitario Price - Preis - Prix
BLWIE 906	90	88,5 ÷ 90	356,00
BLWIE 1006	100	98,5 ÷ 100	382,00
BLWIE 1106	110	108,5 ÷ 110	404,00
BLWIE 1206	120	118,5 ÷ 120	427,00
BLWIE 1306	130	128,5 ÷ 130	450,00
BLWIE 1406	140	138,5 ÷ 140	474,00
BLWIE 1506	150	148,5 ÷ 150	498,00
BLWIE 1606	160	158,5 ÷ 160	523,00
LBWIE 1706	170	168,5 ÷ 170	546,00

Braccio di sostegno pieghevole lunghezza massima 120 cm. tagliabile. - Foldable and cuttable support arm 120 cm maximum.
Klappbare Stabilisierungsstange, maximale Länge 120 cm. Kürzbar. - Barre de renfort pliable. Longueur maximale de 120 cm, découpable.



BRACCIO A SOFFITTO CROMO LUCIDO

GLOSSY CHROME CEILING SUPPORT ARM - GLÄNZEND VERCHROMTER DECKENSTÜTZARM.- BARRE DE RENFORT AU PLAFOND CHROMÉE BRILLANTE

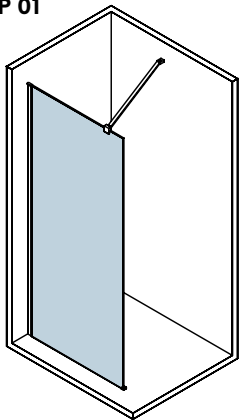
BLBRS 01 **L.100** **€ 107,00**

BRACCIO SNODABILE CROMO LUCIDO

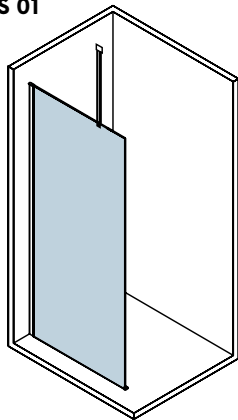
GLOSSY CHROME ARTICULATED SUPPORT ARM - GLÄNZENDE VERCHROMTE SCHWENKBARE STABILISIERUNGSSTANGE - BARRE DE RENFORT ARTICULÉE CHROMÉE BRILLANTE

BLBRP 01 **L.200** **€ 107,00**

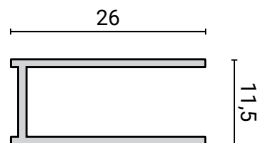
BLBRP 01



BLBRS 01



PROFILO A MURO
WALL PROFILE
WANDPROFIL
PROFIL MURAL



Open space
6 mm

APRICA EVO BLACK



**TRATTAMENTO
ANTICALCARE**
Anti-limescale Treatment
Anti-Kalk-Behandlung
Traitement anticalcaire

6^{mm}

APRICA EVO BLACK

PROFILI NERO SATINATO / CRISTALLO TRASPARENTE - SATIN BLACK PROFILES / CLEAR GLASS
SATINIERTER SCHWARZE PROFILE / TRANSPARENTES KRISTALLGLAS - PROFILS NOIRS SATINÉS / VERRE TRANSPARENT

Codice Code - Artikel - Article	Formato (cm) Size - Format - Dimension	Estensibilità Adj. range - Verstellbereich - Plage d'ajust.	Prezzo unitario Price - Preis - Prix
BLWIE 906B	90	88,5 ÷ 90	356,00
BLWIE 1006B	100	98,5 ÷ 100	382,00
BLWIE 1106B	110	108,5 ÷ 110	404,00
BLWIE 1206B	120	118,5 ÷ 120	427,00
BLWIE 1306B	130	128,5 ÷ 130	450,00
BLWIE 1406B	140	138,5 ÷ 140	474,00
BLWIE 1506B	150	148,5 ÷ 150	498,00
BLWIE 1606B	160	158,5 ÷ 160	523,00
BLWIE 1706B	170	168,5 ÷ 170	546,00

Braccio di sostegno pieghevole lunghezza massima 120 cm. tagliabile. - Foldable and cuttable support arm 120 cm maximum.
Klappbare Stabilisierungsstange, maximale Länge 120 cm. Kürzbar. - Barre de renfort pliable. Longueur maximale de 120 cm, découppable.



BRACCIO A SOFFITTO NERO SATINATO

SATIN BLACK CEILING SUPPORT ARM - SCHWARZ-SATINIERTER DECKENSTÜTZARM - BARRE DE RENFORT AU PLAFOND NOIRE SATINÉE.

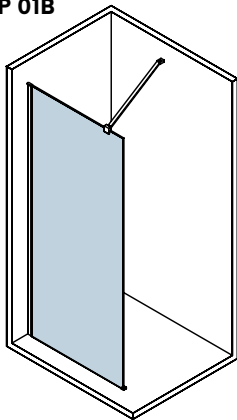
BLBRS 01B **L.100** **€ 107,00**

BRACCIO SNODABILE NERO SATINATO

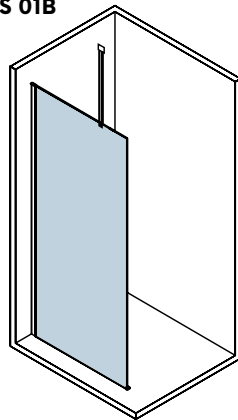
SATIN BLACK ARTICULATED SUPPORT ARM - SATINIERTER SCHWARZE SCHWENKBARE STABILISIERUNGSSTANGE - BARRE DE RENFORT ARTICULÉE NOIRE SATINÉE

BLBRP 01B **L.200** **€ 107,00**

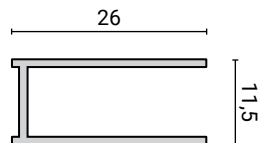
BLBRP 01B



BLBRS 01B



PROFILO A MURO
WALL PROFILE
WANDPROFIL
PROFIL MURAL



Open space
6 mm

APRICA EVO BLACK GREY



**TRATTAMENTO
ANTICALCARE**
Anti-limescale Treatment
Anti-Kalk-Behandlung
Traitement anticalcaire

6^{mm}

APRICA EVO BLACK GREY

PROFILI NERO SATINATO / CRISTALLO GREY - SATIN BLACK PROFILES / GREY GLASS
SATINIERTA SCHWARZE PROFILE / GRAUES GLAS - PROFILS NOIRS SATINÉS / VERRE FUMÉ

Codice Code - Artikel - Article	Formato (cm) Size - Format - Dimension	Estensibilità Adj. range - Verstellbereich - Plage d'ajust.	Prezzo unitario Price - Preis - Prix
BLWIE 906BG	90	88,5 ÷ 90	390,00
BLWIE 1006BG	100	98,5 ÷ 100	408,00
BLWIE 1106BG	110	108,5 ÷ 110	426,00
BLWIE 1206BG	120	118,5 ÷ 120	444,00
BLWIE 1306BG	130	128,5 ÷ 130	462,00
LBWIE 1406BG	140	138,5 ÷ 140	485,00
BLWIE 1506BG	150	148,5 ÷ 150	504,00
LBWIE 1606BG	160	158,5 ÷ 160	522,00
BLWIE 1706BG	170	168,5 ÷ 170	540,00

Braccio di sostegno pieghevole lunghezza massima 120 cm. tagliabile. - Foldable and cuttable support arm 120 cm maximum.
Klappbare Stabilisierungsstange, maximale Länge 120 cm. Kürzbar. - Barre de renfort pliable. Longueur maximale de 120 cm, découpable.



BRACCIO A SOFFITTO NERO SATINATO

SATIN BLACK CEILING SUPPORT ARM - SCHWARZ-SATINIERTER DECKENSTÜTZARM - BARRE DE RENFORT AU PLAFOND NOIRE SATINÉE.

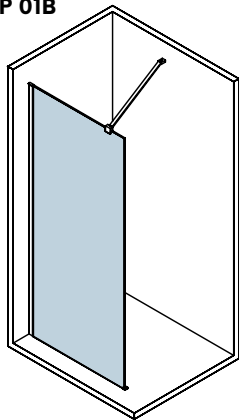
BLBRS 01B L.100 € 107,00

BRACCIO SNODABILE NERO SATINATO

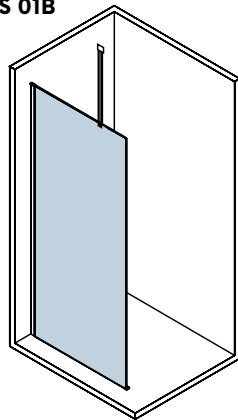
SATIN BLACK ARTICULATED SUPPORT ARM - SATINIERTA SCHWARZE SCHWENKBARE STABILISIERUNGSSTANGE - BARRE DE RENFORT ARTICULÉE NOIRE SATINÉE

BLBRP 01B L.200 € 107,00

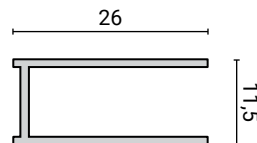
BLBRP 01B



BLBRS 01B



PROFILO A MURO
WALL PROFILE
WANDPROFIL
PROFIL MURAL



6^{mm}
Open space

FARNO STEEL




TRATTAMENTO ANTICALCARE
Anti-limescale Treatment
Anti-Kalk-Behandlung
Traitement anticalcaire

8^{mm}

SOFT
CLOSING

FARNO STEEL

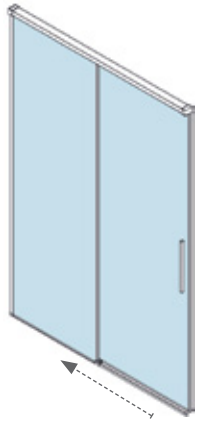
PROFILI IN ALLUMINIO EFFETTO ACCIAIO SPAZZOLATO / CRISTALLO EXTRA CHIARO - ALUMINIUM PROFILES IN BRUSHED STEEL FINISH / EXTRA-CLEAR GLASS
ALUMINIUMPROFILE IN EDELSTAHL-OPTIK GEBÜRSTET / EXTRA-KLARES GLAS - PROFILS EN ALUMINIUM FINITION ACIER BROSSÉ / VERRE EXTRA-CLAIR

Codice Code - Artikel - Article	Formato (cm) Size - Format - Dimension	Estensibilità Adj. range - Verstellbereich - Plage d'ajust.	Prezzo (€) Price - Preis - Prix	Lato porta Door - Tür - Porte	
BLSFN 10028S	100	98 ÷ 101	1.050,00	•	42,1
BLSFN 11028S	110	108 ÷ 111	1.092,00	•	47,1
BLSFN 12028S	120	118 ÷ 121	1.128,00	•	52,1
BLSFN 13028S	130	128 ÷ 131	1.196,00	•	57,1
BLSFN 14028S	140	138 ÷ 141	1.236,00	•	62,1
BLSFN 15028S	150	148 ÷ 151	1.278,00	•	62,1
BLSFN 16028S	160	158 ÷ 161	1.314,00	•	62,1
BLSFN 17028S	170	168 ÷ 171	1.350,00	•	62,1
BLSFN 18028S	180	178 ÷ 181	1.386,00	•	62,1

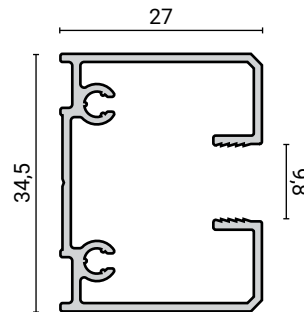
8^{mm}
Scorrevoli
Sliding

PROFILO DI MAGGIORE ESTENSIBILITÀ - EXTENSION PROFILE - VERLÄNGERUNGSPROFIL - PROFIL D'EXTENSION SUPPLÉMENTAIRE

Codice: Code - Artikel - Article	Formato (cm) Size - Format - Dimension	+ cm.	Prezzo (€) Price - Preis - Prix
BLMTP 40S	3,5 x 220	1,5	119,00



PROFILO A MURO
WALL PROFILE
WANDPROFIL
PROFIL MURAL



FARNO STEEL



TRATTAMENTO ANTICALCARE


Anti-limescale Treatment
Anti-Kalk-Behandlung
Traitement anticalcaire

8^{mm}

SOFT
CLOSING

FARNO STEEL

PROFILI IN ALLUMINIO EFFETTO ACCIAIO SPAZZOLATO / CRISTALLO EXTRA CHIARO - ALUMINIUM PROFILES IN BRUSHED STEEL FINISH / EXTRA-CLEAR GLASS
ALUMINIUMPROFILE IN EDELSTAHL-OPTIK GEBÜRSTET / EXTRA-KLARES GLAS - PROFILS EN ALUMINIUM FINITION ACIER BROSSÉ / VERRE EXTRA-CLAIR

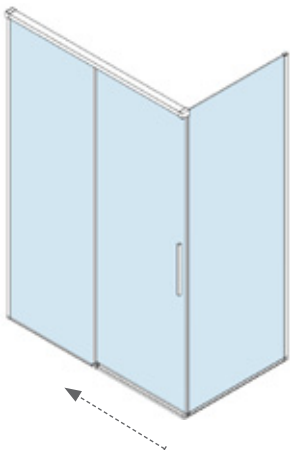
Codice Code - Artikel - Article	Formato (cm) Size - Format - Dimension	Estensibilità Adj. range - Verstellbereich - Plage d'ajust.	Prezzo (€) Price - Preis - Prix	Lato porta Door - Tür - Porte	
BLSF 10028S	100	97,5 ÷ 99	1.050,00	•	42,1
BLSF 11028S	110	107,5 ÷ 109	1.092,00	•	47,1
BLSF 12028S	120	117,5 ÷ 119	1.128,00	•	52,1
BLSF 13028S	130	127,5 ÷ 129	1.196,00	•	57,1
BLSF 14028S	140	137,5 ÷ 139	1.236,00	•	62,1
BLSF 15028S	150	147,5 ÷ 149	1.278,00	•	62,1
BLSF 16028S	160	157,5 ÷ 159	1.314,00	•	62,1
BLSF 17028S	170	167,5 ÷ 169	1.350,00	•	62,1
BLSF 18028S	180	177,5 ÷ 179	1.386,00	•	62,1

Parete fissa - Pezzi da ordinare
Side - Necessary pieces
Seite - Notwendige Stücke
Paroi fixe - Paroi à commander

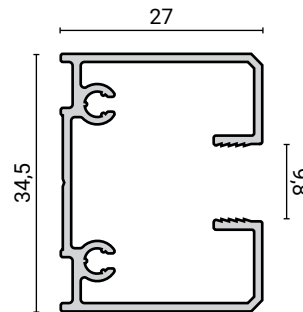
BLMFF 7018S	70	67,5 ÷ 69	504,00	1
BLMFF 7518S	75	72,5 ÷ 74	522,00	1
BLMFF 8018S	80	77,5 ÷ 79	544,00	1
BLMFF 9018S	90	87,5 ÷ 89	583,00	1
BLMFF 10018S	100	97,5 ÷ 99	624,00	1

PROFILO DI MAGGIORE ESTENSIBILITÀ - EXTENSION PROFILE - VERLÄNGERUNGSPROFIL - PROFIL D'EXTENSION SUPPLÉMENTAIRE

Codice: Code - Artikel - Article	Formato (cm) Size - Format - Dimension	+ cm.	Prezzo (€) Price - Preis - Prix
BLMTP 40S	3,5 x 220	1,5	119,00



PROFILO A MURO
WALL PROFILE
WANDPROFIL
PROFIL MURAL



8^{mm}
Scorrevoli
Sliding

FARNO COPPER




**TRATTAMENTO
ANTICALCARE**
Anti-limescale Treatment
Anti-Kalk-Behandlung
Traitement anticalcaire

8^{mm}

SOFT
CLOSING

FARNO COPPER

PROFILI RAME SPAZZOLATO / CRISTALLO EXTRA CHIARO - BRUSHED COPPER PROFILES / EXTRA-CLEAR GLASS
GEBÜRSTETE KUPFERPROFILE / EXTRA-KLARES GLAS - PROFILS CUIVRE BROSSÉ / VERRE EXTRA-CLAIR

Codice Code - Artikel - Article	Formato (cm) Size - Format - Dimension	Estensibilità Adj. range - Verstellbereich - Plage d'ajust.	Prezzo (€) Price - Preis - Prix	Lato porta Door - Tür - Porte	
BLSFN 10028C	100	98 ÷ 101	1.050,00	●	42,1
BLSFN 11028C	110	108 ÷ 111	1.092,00	●	47,1
BLSFN 12028C	120	118 ÷ 121	1.128,00	●	52,1
BLSFN 13028C	130	128 ÷ 131	1.196,00	●	57,1
BLSFN 14028C	140	138 ÷ 141	1.236,00	●	62,1
BLSFN 15028C	150	148 ÷ 151	1.278,00	●	62,1
BLSFN 16028C	160	158 ÷ 161	1.314,00	●	62,1
BLSFN 17028C	170	168 ÷ 171	1.350,00	●	62,1
BLSFN 18028C	180	178 ÷ 181	1.386,00	●	62,1

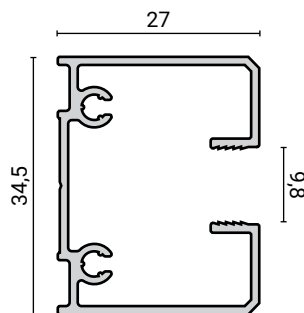
8^{mm}
Scorrevoli
Sliding

PROFILO DI MAGGIORE ESTENSIBILITÀ - EXTENSION PROFILE - VERLÄNGERUNGSPROFIL - PROFIL D'EXTENSION SUPPLÉMENTAIRE

Codice: Code - Artikel - Article	Formato (cm) Size - Format - Dimension	+ cm.	Prezzo (€) Price - Preis - Prix
BLMTP 40C	3,5 x 220	1,5	119,00



PROFILO A MURO
WALL PROFILE
WANDPROFIL
PROFIL MURAL



Extra-clear



FARNO COPPER




**TRATTAMENTO
ANTICALCARE**
Anti-limescale Treatment
Anti-Kalk-Behandlung
Traitement anticalcaire

8^{mm}

SOFT
CLOSING

FARNO COPPER

PROFILI RAME SPAZZOLATO / CRISTALLO EXTRA CHIARO - BRUSHED COPPER PROFILES / EXTRA-CLEAR GLASS
GEBÜRSTETE KUPFERPROFILE / EXTRA-KLARES GLAS - PROFILS CUIVRE BROSSÉ / VERRE EXTRA-CLAIR

Codice Code - Artikel - Article	Formato (cm) Size - Format - Dimension	Estensibilità Adj. range - Verstellbereich - Plage d'ajust.	Prezzo (€) Price - Preis - Prix	Lato porta Door - Tür - Porte	
BLSF 10028C	100	97,5 ÷ 99	1.050,00	●	42,1
BLSF 11028C	110	107,5 ÷ 109	1.092,00	●	47,1
BLSF 12028C	120	117,5 ÷ 119	1.128,00	●	52,1
BLSF 13028C	130	127,5 ÷ 129	1.196,00	●	57,1
BLSF 14028C	140	137,5 ÷ 139	1.236,00	●	62,1
BLSF 15028C	150	147,5 ÷ 149	1.278,00	●	62,1
BLSF 16028C	160	157,5 ÷ 159	1.314,00	●	62,1
BLSF 17028C	170	167,5 ÷ 169	1.350,00	●	62,1
BLSF 18028C	180	177,5 ÷ 179	1.386,00	●	62,1

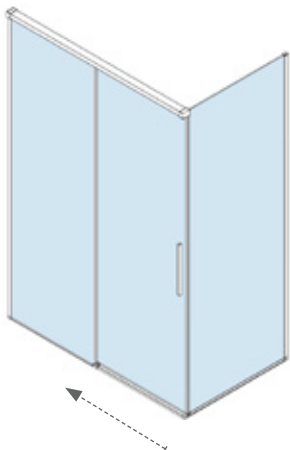
Parete fissa - Pezzi da ordinare
Side - Necessary pieces
Seite - Notwendige Stücke
Paroi fixe - Paroi à commander

BLMFF 7018C	70	67,5 ÷ 69	504,00	1
BLMFF 7518C	75	72,5 ÷ 74	522,00	1
BLMFF 8018C	80	77,5 ÷ 79	544,00	1
BLMFF 9018C	90	87,5 ÷ 89	583,00	1
BLMFF 10018C	100	97,5 ÷ 99	624,00	1

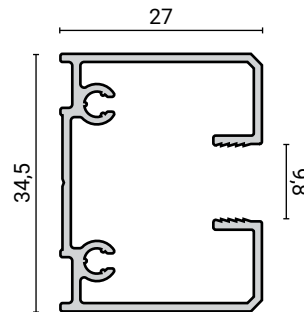
8^{mm}
Scorrevoli
Sliding

PROFILO DI MAGGIORE ESTENSIBILITÀ - EXTENSION PROFILE - VERLÄNGERUNGSPROFIL - PROFIL D'EXTENSION SUPPLÉMENTAIRE

Codice: Code - Artikel - Article	Formato (cm) Size - Format - Dimension	+ cm.	Prezzo (€) Price - Preis - Prix
BLMTP 40C	3,5 x 220	1,5	119,00



PROFILO A MURO
WALL PROFILE
WANDPROFIL
PROFIL MURAL



FARNO




**TRATTAMENTO
ANTICALCARE**
Anti-limescale Treatment
Anti-Kalk-Behandlung
Traitement anticalcaire

8 mm

SOFT
CLOSING

FARNO

PROFILI CROMO LUCIDO / CRISTALLO EXTRA CHIARO - GLOSSY CHROME PROFILES / EXTRA-CLEAR GLASS
POLIERTE VERCHROMTE PROFIE / EXTRA-KLARES GLAS - PROFILS CHROMÉS BRILLANTS / VERRE EXTRA-CLAIR

Codice Code - Artikel - Article	Formato (cm) Size - Format - Dimension	Estensibilità Adj. range - Verstellbereich - Plage d'ajust.	Prezzo (€) Price - Preis - Prix	Lato porta Door - Tür - Porte	
BLSFN 10028	100	98 ÷ 101	1.004,00	•	42,1
BLSFN 11028	110	108 ÷ 111	1.044,00	•	47,1
BLSFN 12028	120	118 ÷ 121	1.086,00	•	52,1
BLSFN 13028	130	128 ÷ 131	1.146,00	•	57,1
BLSFN 14028	140	138 ÷ 141	1.194,00	•	62,1
BLSFN 15028	150	148 ÷ 151	1.230,00	•	62,1
BLSFN 16028	160	158 ÷ 161	1.266,00	•	62,1
BLSFN 17028	170	168 ÷ 171	1.302,00	•	62,1
BLSFN 18028	180	178 ÷ 181	1.338,00	•	62,1

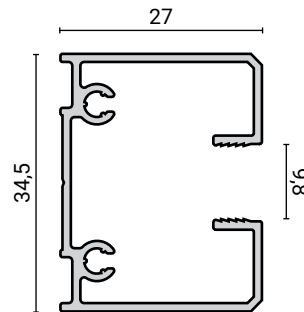
8 mm
Scorrevoli
Sliding

PROFILO DI MAGGIORE ESTENSIBILITÀ - EXTENSION PROFILE - VERLÄNGERUNGSPROFIL - PROFIL D'EXTENSION SUPPLÉMENTAIRE

Codice: Code - Artikel - Article	Formato (cm) Size - Format - Dimension	+ cm.	Prezzo (€) Price - Preis - Prix
BLMTP 40	3,5 x 220	1,5	113,00



PROFILO A MURO
WALL PROFILE
WANDPROFIL
PROFIL MURAL



FARNO




**TRATTAMENTO
ANTICALCARE**
Anti-limescale Treatment
Anti-Kalk-Behandlung
Traitement anticalcaire

8 mm

SOFT
CLOSING

FARNO

PROFILI CROMO LUCIDO / CRISTALLO EXTRA CHIARO - GLOSSY CHROME PROFILES / EXTRA-CLEAR GLASS
POLIERTE VERCHROMTE PROFILE / EXTRA-KLARES GLAS - PROFILS CHROMÉS BRILLANTS / VERRE EXTRA-CLAIR

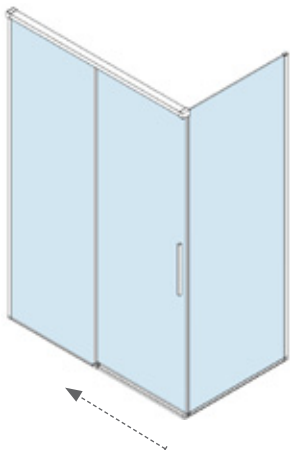
Codice Code - Artikel - Article	Formato (cm) Size - Format - Dimension	Estensibilità Adj. range - Verstellbereich - Plage d'ajust.	Prezzo (€) Price - Preis - Prix	Lato porta Door - Tür - Porte	
BLSF 10028	100	97,5 ÷ 99	1.004,00	●	42,1
BLSF 11028	110	107,5 ÷ 109	1.044,00	●	47,1
BLSF 12028	120	117,5 ÷ 119	1.086,00	●	52,1
BLSF 13028	130	127,5 ÷ 129	1.146,00	●	57,1
BLSF 14028	140	137,5 ÷ 139	1.194,00	●	62,1
BLSF 15028	150	147,5 ÷ 149	1.230,00	●	62,1
BLSF 16028	160	157,5 ÷ 159	1.266,00	●	62,1
BLSF 17028	170	167,5 ÷ 169	1.302,00	●	62,1
BLSF 18028	180	177,5 ÷ 179	1.338,00	●	62,1

Parete fissa - Pezzi da ordinare
Side - Necessary pieces
Seite - Notwendige Stücke
Paroi fixe - Paroi à commander

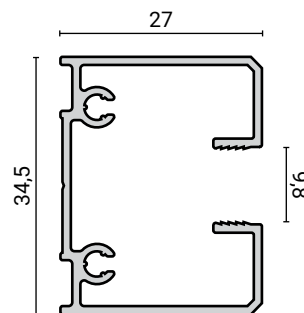
BLMFF 7018	70	67,5 ÷ 69	492,00	1
BLMFF 7518	75	72,5 ÷ 74	510,00	1
BLMFF 8018	80	77,5 ÷ 79	532,00	1
BLMFF 9018	90	87,5 ÷ 89	570,00	1
BLMFF 10018	100	97,5 ÷ 99	612,00	1

PROFILO DI MAGGIORE ESTENSIBILITÀ - EXTENSION PROFILE - VERLÄNGERUNGSPROFIL - PROFIL D'EXTENSION SUPPLÉMENTAIRE

Codice: Code - Artikel - Article	Formato (cm) Size - Format - Dimension	+ cm.	Prezzo (€) Price - Preis - Prix
BLMTP 40	3,5 x 220	1,5	113,00



PROFILO A MURO
WALL PROFILE
WANDPROFIL
PROFIL MURAL



FARNO BLACK




**TRATTAMENTO
ANTICALCARE**
Anti-limescale Treatment
Anti-Kalk-Behandlung
Traitement anticalcaire

8 mm **SOFT CLOSING**

FARNO BLACK


PROFILI NERO SATINATO / CRISTALLO EXTRA CHIARO - SATIN BLACK PROFILES / EXTRA-CLEAR GLASS
SATINIERTES SCHWARZE PROFILE / EXTRA-KLARES GLAS - PROFILS NOIRS SATINÉS / VERRE EXTRA-CLAIR

Codice Code - Artikel - Article	Formato (cm) Size - Format - Dimension	Estensibilità Adj. range - Verstellbereich - Plage d'ajust.	Prezzo (€) Price - Preis - Prix	Lato porta Door - Tür - Porte	
BLSFN 10028B	100	98 ÷ 101	1.004,00	•	42,1
BLSFN 11028B	110	108 ÷ 111	1.044,00	•	47,1
BLSFN 12028B	120	118 ÷ 121	1.086,00	•	52,1
BLSFN 13028B	130	128 ÷ 131	1.146,00	•	57,1
BLSFN 14028B	140	138 ÷ 141	1.194,00	•	62,1
BLSFN 15028B	150	148 ÷ 151	1.230,00	•	62,1
LBSFN 16028B	160	158 ÷ 161	1.266,00	•	62,1
BLSFN 17028B	170	168 ÷ 171	1.302,00	•	62,1
BLSFN 18028B	180	178 ÷ 181	1.338,00	•	62,1

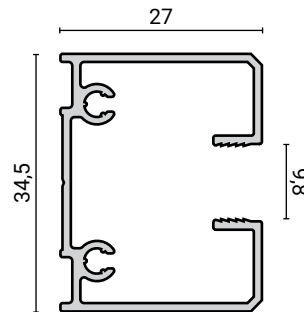
8 mm
Scorrevoli
Sliding

PROFILO DI MAGGIORE ESTENSIBILITÀ - EXTENSION PROFILE - VERLÄNGERUNGSPROFIL - PROFIL D'EXTENSION SUPPLÉMENTAIRE

Codice: Code - Artikel - Article	Formato (cm) Size - Format - Dimension	+ cm.	Prezzo (€) Price - Preis - Prix
BLMTP 40B	3,5 x 220	1,5	113,00



PROFILO A MURO
WALL PROFILE
WANDPROFIL
PROFIL MURAL



FARNO BLACK




**TRATTAMENTO
ANTICALCARE**
Anti-limescale Treatment
Anti-Kalk-Behandlung
Traitement anticalcaire

8^{mm} **SOFT CLOSING**

FARNO BLACK

PROFILI NERO SATINATO / CRISTALLO EXTRA CHIARO - SATIN BLACK PROFILES / EXTRA-CLEAR GLASS
SATINIERTER SCHWARZE PROFILE / EXTRA-KLARES GLAS - PROFILS NOIRS SATINÉS / VERRE EXTRA-CLAIR

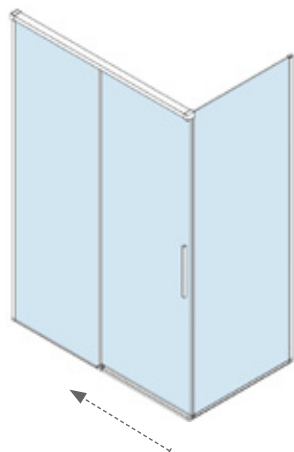
Codice Code - Artikel - Article	Formato (cm) Size - Format - Dimension	Estensibilità Adj. range - Verstellbereich - Plage d'ajust.	Prezzo (€) Price - Preis - Prix	Lato porta Door - Tür - Porte	
BLSF 10028B	100	97,5 ÷ 99	1.004,00	●	42,1
BLSF 11028B	110	107,5 ÷ 109	1.044,00	●	47,1
BLSF 12028B	120	117,5 ÷ 119	1.086,00	●	52,1
BLSF 13028B	130	127,5 ÷ 129	1.146,00	●	57,1
BLSF 14028B	140	137,5 ÷ 139	1.194,00	●	62,1
BLSF 15028B	150	147,5 ÷ 149	1.230,00	●	62,1
BLSF 16028B	160	157,5 ÷ 159	1.266,00	●	62,1
BLSF 17028B	170	167,5 ÷ 169	1.302,00	●	62,1
BLSF 18028B	180	177,5 ÷ 179	1.338,00	●	62,1

Parete fissa - Pezzi da ordinare
Side - Necessary pieces
Seite - Notwendige Stücke
Paroi fixe - Paroi à commander

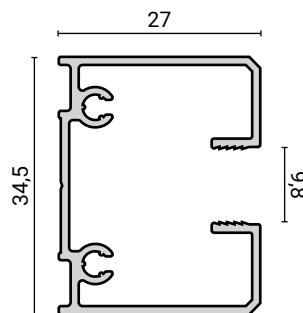
BLMFF 7018B	70	67,5 ÷ 69	492,00	1
BLMFF 7518B	75	72,5 ÷ 74	510,00	1
BLMFF 8018B	80	77,5 ÷ 79	532,00	1
BLMFF 9018B	90	87,5 ÷ 89	570,00	1
BLMFF 10018B	100	97,5 ÷ 99	612,00	1

PROFILO DI MAGGIORE ESTENSIBILITÀ - EXTENSION PROFILE - VERLÄNGERUNGSPROFIL - PROFIL D'EXTENSION SUPPLÉMENTAIRE

Codice: Code - Artikel - Article	Formato (cm) Size - Format - Dimension	+ cm.	Prezzo (€) Price - Preis - Prix
BLMTP 40B	3,5 x 220	1,5	113,00



PROFILO A MURO
WALL PROFILE
WANDPROFIL
PROFIL MURAL




Extra-clear



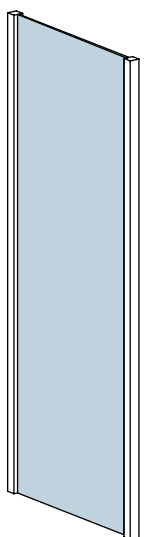
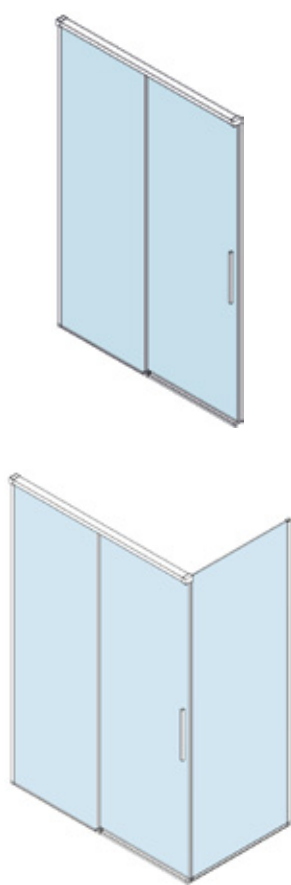
8
Scorevoli
Sliding

FARNO

Articoli speciali su ordinazione - Special Items on request - Sonderanfertigungen auf Bestellung - Produits personnalisés sur demande

<p>LATO FISSO FIXED PANEL - FESTE SEITENWAND - PAROI FIXE</p>	<p>LATO PORTA DOOR - TÜR - PORTE</p>	<p>VETRO SOPRA MURETTO SHOWER GLASS OVER LOW WALL DUSCHWAND ÜBER MAUERSOCKEL PAROI DE DOUCHE SUR MURET</p>
<p>Altezza max 220 cm. / Larghezza max 125 cm. Height max 220 cm. / Width max 125 cm. Maximale Höhe 220 cm. / Maximale Breite 125 cm. Hauteur 220 cm. maximum / Largeur 125 cm. maximum</p>		
		<p>×</p>

<p>PREZZO DI LISTINO AL PEZZO (TRASPARENTE) GROSS PRICE PER PIECE (TRANSPARENT) LISTENPREIS PRO STÜCK (TRANSPARENT) PRIX PUBLIC PAR PIÈCE (TRANSPARENT)</p>	<p>PREVENTIVO SU RICHIESTA PRICE ON REQUEST ANGEBOT AUF ANFRAGE DEVIS SUR DEMANDE</p>	<p>NON DISPONIBILE UNAVAILABLE NICHT VERFÜGBAR PAS DISPONIBLE</p>
--	--	--

	<p>FASCIA 1: da 0,01 a 0,50 mq <i>Level 1:</i> from 0.01 to 0.5 sqm</p>	<p>€ 724,00</p>		<p>×</p>
	<p>FASCIA 2: da 0,51 a 1,00 mq <i>Level 2:</i> from 0.51 to 1.0 sqm</p>	<p>€ 792,00</p>		
	<p>FASCIA 3: da 1,01 a 1,50 mq <i>Level 3:</i> from 1.01 to 1.5 sqm</p>	<p>€ 1.021,00</p>		
	<p>FASCIA 4: da 1,51 a 2,00 mq <i>Level 4:</i> from 1.51 to 2.0 sqm</p>	<p>€ 1.187,00</p>		
	<p>FASCIA 5: da 2,01 a 2,50 mq <i>Level 5:</i> from 2.01 to 2.5 sqm</p>	<p>€ 1.394,00</p>		

Maggiorazione per vetro Matt, Grey e Bronzo +15%.
Surcharge for satin, grey and bronze glass +15%.
Aufpreis für satiniertes, graues und bronzefarbene Glas +15%.
Majoration pour les verres satinés, fumés et bronzes +15%.

La maggiorazione del 15% va calcolata sui prezzi delle fasce da 1 a 5.
The 15% surcharge must be calculated based on the prices of bands 1 to 5.
Der Aufschlag von 15% ist auf die Preisbereiche 1 bis 5 zu berechnen.
La majoration de 15% doit être calculée sur les prix des tranches 1 à 5.

ATTENZIONE - ATTENTION - ACHTUNG - ATTENTION

CALCOLARE I MQ. DEL PEZZO PER STABILIRE LA FASCIA DI APPARTENENZA.
Per soluzioni diverse da quelle contemplate contattare ns. ufficio tecnico per avere indicazioni di fattibilità e prezzi.

CALCULATE THE SURFACE (M²) OF THE ARTICLE TO DETERMINE THE PRICE BAND.
For feasibility and pricing of custom solutions, please contact our technical department.

BERECHNEN SIE DIE FLÄCHE (M²) DES ELEMENTS, UM DIE ZUGEHÖRIGE PREISSTUFE ZU BESTIMMEN. Für Sonderlösungen wenden Sie sich bitte an unsere Technikabteilung, um Informationen zu Machbarkeit und Preisen zu erhalten.

CALCULEZ LA SURFACE (M²) DE L'ÉLÉMENT POUR DÉTERMINER LA TRANCHE DE PRIX.
Pour toute solution spécifique, veuillez contacter notre service technique pour vérifier la faisabilité et obtenir un devis.

SU MISURA & DETTAGLI



SERVIZIO LAVORAZIONE TAGLI SU MISURA

CUSTOM CUTTING SERVICE

ZUSCHNITTSERVICE NACH MASS

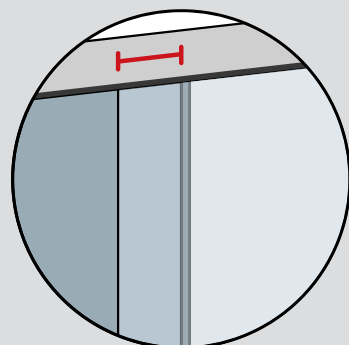
SERVICE DE COUPE SUR MESURE

Si effettuano tagli di profili a misura, allo scopo di ridurre le dimensioni di una porta laddove il formato necessario non fosse previsto, utilizzando la misura superiore più vicina.

Si riducono i profili orizzontali superiore e inferiore fino a raggiungere la misura desiderata. Naturalmente le dimensioni della riduzione causeranno un sormonto dei cristalli di uguale entità.

Es. Porta (Fariglione) di 124 cm. (non prevista a catalogo) → si utilizza la misura 130 (127-130) – riducendo di 3 cm i profili orizzontali inferiori e superiori. Si avrà un sormonto dei cristalli di 3 cm.

Costo del servizio = euro 100,00 (prezzo netto) da sommarsi al costo della porta di misura superiore.



Profiles can be custom-cut to reduce the dimensions of a door when the required size is not available, using the next larger size.

The upper and lower horizontal profiles are shortened to reach the desired size. This reduction will result in the glass panels overlapping by the same amount.

Example: Door Fariglione 124 cm (not available in the catalogue) → size 130 (127-130) is used, reducing the upper and lower horizontal profiles by 3 cm. The glass panels will overlap by 3 cm.

Service cost: € 100.00 (net price), to be added to the cost of the next larger door size.

Profile können auf Maß zugeschnitten werden, um die Türgröße zu verringern, wenn das gewünschte Format nicht verfügbar ist. Dabei wird die nächstgrößere verfügbare Größe verwendet.

Die oberen und unteren waagerechten Profile werden gekürzt, bis das gewünschte Maß erreicht ist. Diese Kürzung führt zu einer entsprechenden Überlappung der Glasscheiben.

Beispiel: Tür Fariglione 124 cm (nicht im Katalog vorgesehen) → Größe 130 (127-130) wird verwendet, wobei die oberen und unteren waagerechten Profile um 3 cm gekürzt werden. Die Glasscheiben überlappen sich um 3 cm.

Servicekosten: € 100,00 (Nettopreis), zusätzlich zum Preis der nächstgrößeren Türgröße.

Des coupes de profilés sur mesure peuvent être effectuées afin de réduire les dimensions d'une porte lorsque le format souhaité n'est pas disponible, en utilisant la dimension supérieure la plus proche.

Les profilés horizontaux supérieurs et inférieurs sont raccourcis pour atteindre la largeur désirée. Cette coupe entraîne un chevauchement des verres.

Exemple : Porte Fariglione 124 cm (non prévue au catalogue) → on utilise la dimension 130 (127-130) en réduisant de 3 cm les profilés horizontaux supérieurs et inférieurs. Les verres se chevauchent de 3 cm.

Coût du service : 100,00 € (prix net), à ajouter au prix de la porte de dimension supérieure.



Profilo superiore
Top profile
Oberes Profil
Profil supérieur



Carrucole
Rollers
Laufrollen
Roulettes



Maniglia
Handle
Griff
Poignée



Profilo a muro
Wall profile
Wandprofil
Profil mural

TONALE GOLD ROSE




**TRATTAMENTO
ANTICALCARE**
Anti-limescale Treatment
Anti-Kalk-Behandlung
Traitement anticalcaire

6^{mm}

TONALE GOLD ROSE


PROFILO ORO ROSA SPAZZOLATO - CRISTALLO TRASPARENTE - BRUSHED GOLD ROSE PROFILES / CLEAR GLASS
GEBÜRSTETE ROSÉGOLDPROFILE / TRANSPARENTES KRISTALLGLAS - PROFILS OR ROSE BROSSÉ / VERRE TRANSPARENT

Codice Code - Artikel - Article	Formato (cm) Size - Format - Dimension	Estensibilità Adj. range - Verstellbereich - Plage d'ajust.	Prezzo (€) Price - Preis - Prix	Lato porta Door - Tür - Porte	
BLPST 10026GR	100	97 ÷ 100	745,00	•	40,5
BLPST 11026GR	110	107 ÷ 110	787,00	•	45,5
BLPST 12026GR	120	117 ÷ 120	828,00	•	50,5
BLPST 13026GR	130	127 ÷ 130	869,00	•	55,5
BLPST 14026GR	140	137 ÷ 140	911,00	•	60,5
BLPST 15026GR	150	147 ÷ 150	950,00	•	60,5
BLPST 16026GR	160	157 ÷ 160	1.008,00	•	60,5
BLPST 17026GR	170	167 ÷ 170	1.046,00	•	60,5

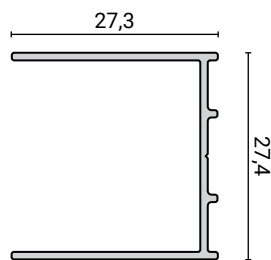
6
mm
Scorrevoli
Sliding

PROFILO DI MAGGIORE ESTENSIBILITÀ - EXTENSION PROFILE - VERLÄNGERUNGSPROFIL - PROFIL D'EXTENSION SUPPLÉMENTAIRE

Codice: Code - Artikel - Article	Formato (cm) Size - Format - Dimension	+ cm.	Prezzo (€) Price - Preis - Prix
MTP 28GR	4,2 x 200	1,5	82,00



PROFILO A MURO LATO PORTA
WALL PROFILE FOR DOOR
WANDPROFIL FÜR TÜRSEITE
PROFIL MURAL CÔTÉ PORTE



TONALE GOLD ROSE




TRATTAMENTO ANTICALCARE
Anti-limescale Treatment
Anti-Kalk-Behandlung
Traitement anticalcaire

6^{mm}

TONALE GOLD ROSE

PROFILO ORO ROSA SPAZZOLATO - CRISTALLO TRASPARENTE - BRUSHED GOLD ROSE PROFILES / CLEAR GLASS
GEBÜRSTETE ROSÉGOLDPROFILE / TRANSPARENTES KRISTALLGLAS - PROFILS OR ROSE BROSSÉ / VERRE TRANSPARENT

Codice Code - Artikel - Article	Formato (cm) Size - Format - Dimension	Estensibilità Adj. range - Verstellbereich - Plage d'ajust.	Prezzo (€) Price - Preis - Prix	Lato porta Door - Tür - Porte	
BLPST 10026GR	100	97 ÷ 100	745,00	•	40,5
BLPST 11026GR	110	107 ÷ 110	787,00	•	45,5
BLPST 12026GR	120	117 ÷ 120	828,00	•	50,5
BLPST 13026GR	130	127 ÷ 130	869,00	•	55,5
BLPST 14026GR	140	137 ÷ 140	911,00	•	60,5
BLPST 15026GR	150	147 ÷ 150	950,00	•	60,5
BLPST 16026GR	160	157 ÷ 160	1.008,00	•	60,5
BLPST 17026GR	170	167 ÷ 170	1.046,00	•	60,5

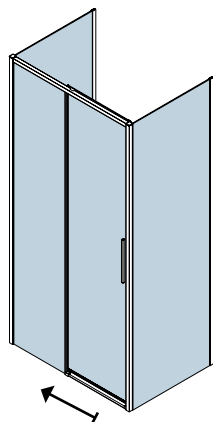
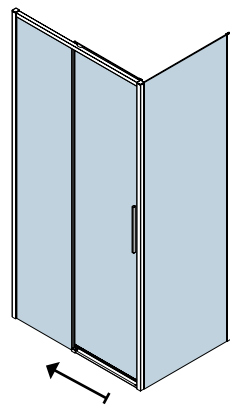
PROFILO DI MAGGIORE ESTENSIBILITÀ - EXTENSION PROFILE - VERLÄNGERUNGSPROFIL - PROFIL D'EXTENSION SUPPLÉMENTAIRE

Codice: Code - Artikel - Article	Formato (cm) Size - Format - Dimension	+ cm.	Prezzo (€) Price - Preis - Prix
BLMTP 28GR	4,2 x 200	1,5	82,00

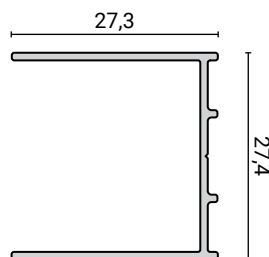
Codice Code - Artikel - Article	Formato (cm) Size - Format - Dimension	Estensibilità Extensibility - Streckbarkeit - Extensibilité	Prezzo unitario Price - Preis - Prix	Parete fissa - Pezzi da ordinare Side - Necessary pieces Seite - Notwendige Stücke Paroi fixe - Paroi à commander
LPMTF 7016GR	70	67,5 ÷ 69	378,00	1/2
LPMTF 7516GR	75	72,5 ÷ 74	395,00	1/2
LPMTF 8016GR	80	77,5 ÷ 79	412,00	1/2
LPMTF 9016GR	90	87,5 ÷ 89	445,00	1/2

PROFILO DI MAGGIORE ESTENSIBILITÀ PER LATO FISSO EXTENSION PROFILE FOR SIDE - VERLÄNGERUNGSPROFIL FÜR SEITENWAND - PROFIL D'EXTENSION SUPPLÉMENTAIRE DE LA PAROI FIXE

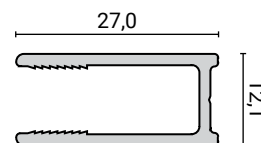
Codice: Code - Artikel - Article	Formato (cm) Size - Format - Dimension	+ cm.	Prezzo (€) Price - Preis - Prix
BLMTP 29GR	4,6 x 200	1,5	82,00



PROFILO A MURO LATO PORTA
WALL PROFILE FOR DOOR
WANDPROFIL FÜR TÜRSEITE
PROFIL MURAL CÔTÉ PORTE



PROFILO A MURO LATO FISSO
WALL PROFILE SIDE PANEL
WANDPROFIL FÜR SEITENWAND
PROFIL MURAL LATÉRAL FIXE



6 mm
Scorrevoli
Sliding


TONALE NICKEL



6^{mm}

TONALE NICKEL


PROFILI NICKEL SPAZZOLATO / CRISTALLO TRASPARENTE - BRUSHED NICKEL PROFILES / CLEAR GLASS
GEBÜRSTETE NICKEL PROFILE / TRANSPARENTES KRISTALLGLAS - PROFILS NICKEL BROSSÉ / VERRE TRANSPARENT

Codice Code - Artikel - Article	Formato (cm) Size - Format - Dimension	Estensibilità Adj. range - Verstellbereich - Plage d'ajust.	Prezzo (€) Price - Preis - Prix	Lato porta Door - Tür - Porte	
BLPST 10026N	100	97 ÷ 100	745,00	•	40,5
BLPST 11026N	110	107 ÷ 110	787,00	•	45,5
BLPST 12026N	120	117 ÷ 120	828,00	•	50,5
BLPST 13026N	130	127 ÷ 130	869,00	•	55,5
BLPST 14026N	140	137 ÷ 140	911,00	•	60,5
BLPST 15026N	150	147 ÷ 150	950,00	•	60,5
BLPST 16026N	160	157 ÷ 160	1.008,00	•	60,5
BLPST 17026N	170	167 ÷ 170	1.046,00	•	60,5

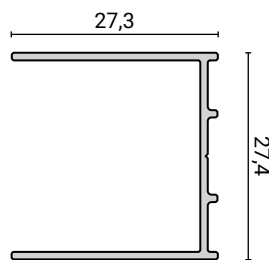
6
mm
Scorrevoli
Sliding

PROFILO DI MAGGIORE ESTENSIBILITÀ - EXTENSION PROFILE - VERLÄNGERUNGSPROFIL - PROFIL D'EXTENSION SUPPLÉMENTAIRE

Codice: Code - Artikel - Article	Formato (cm) Size - Format - Dimension	+ cm.	Prezzo (€) Price - Preis - Prix
BLMTP 28N	4,2 x 200	1,5	82,00



PROFILO A MURO LATO PORTA
WALL PROFILE FOR DOOR
WANDPROFIL FÜR TÜRSEITE
PROFIL MURAL CÔTÉ PORTE



TONALE NICKEL




**TRATTAMENTO
ANTICALCARE**
Anti-limescale Treatment
Anti-Kalk-Behandlung
Traitement anticalcaire

6^{mm}

TONALE NICKEL

PROFILI NICKEL SPAZZOLATO / CRISTALLO TRASPARENTE - BRUSHED NICKEL PROFILES / CLEAR GLASS
GEBÜRSTETE NICKEL PROFILE / TRANSPARENTES KRISTALLGLAS - PROFILS NICKEL BROSSÉ / VERRE TRANSPARENT

Codice Code - Artikel - Article	Formato (cm) Size - Format - Dimension	Estensibilità Adj. range - Verstellbereich - Plage d'ajust.	Prezzo (€) Price - Preis - Prix	Lato porta Door - Tür - Porte	
BLPST 10026N	100	97 ÷ 100	745,00	•	40,5
BLPST 11026N	110	107 ÷ 110	787,00	•	45,5
BLPST 12026N	120	117 ÷ 120	828,00	•	50,5
BLPST 13026N	130	127 ÷ 130	869,00	•	55,5
BLPST 14026N	140	137 ÷ 140	911,00	•	60,5
BLPST 15026N	150	147 ÷ 150	950,00	•	60,5
BLPST 16026N	160	157 ÷ 160	1.008,00	•	60,5
BLPST 17026N	170	167 ÷ 170	1.046,00	•	60,5

PROFILO DI MAGGIORE ESTENSIBILITÀ - EXTENSION PROFILE - VERLÄNGERUNGSPROFIL - PROFIL D'EXTENSION SUPPLÉMENTAIRE

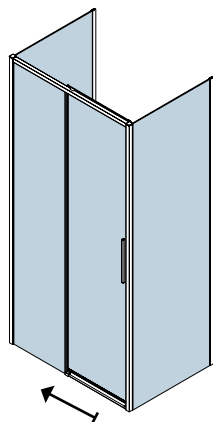
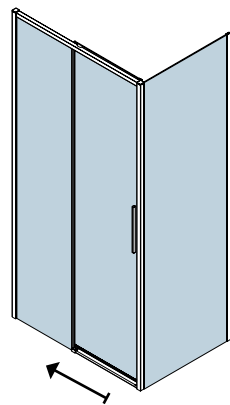
Codice: Code - Artikel - Article	Formato (cm) Size - Format - Dimension	+ cm.	Prezzo (€) Price - Preis - Prix
BLMTP 28N	4,2 x 200	1,5	82,00

Codice Code - Artikel - Article	Formato (cm) Size - Format - Dimension	Estensibilità Adj. range - Verstellbereich - Plage d'ajust.	Prezzo unitario Price - Preis - Prix	Parete fissa - Pezzi da ordinare Side - Necessary pieces Seite - Notwendige Stücke Paroi fixe - Paroi à commander
LPMTF 7016N	70	67,5 ÷ 69	378,00	1/2
LPMTF 7516N	75	72,5 ÷ 74	395,00	1/2
LPMTF 8016N	80	77,5 ÷ 79	412,00	1/2
LPMTF 9016N	90	87,5 ÷ 89	445,00	1/2

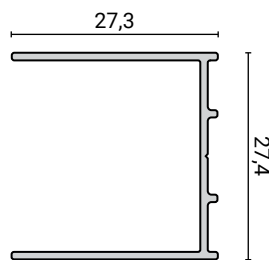
PROFILO DI MAGGIORE ESTENSIBILITÀ PER LATO FISSO

EXTENSION PROFILE FOR SIDE - VERLÄNGERUNGSPROFIL FÜR SEITENWAND - PROFIL D'EXTENSION SUPPLÉMENTAIRE DE LA PAROI FIXE

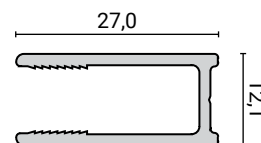
Codice: Code - Artikel - Article	Formato (cm) Size - Format - Dimension	+ cm.	Prezzo (€) Price - Preis - Prix
BLMTP 29N	4,6 x 200	1,5	82,00



PROFILO A MURO LATO PORTA
WALL PROFILE FOR DOOR
WANDPROFIL FÜR TÜRSEITE
PROFIL MURAL CÔTÉ PORTE



PROFILO A MURO LATO FISSO
WALL PROFILE SIDE PANEL
WANDPROFIL FÜR SEITENWAND
PROFIL MURAL LATÉRAL FIXE



6 mm
Scorrevoli
Sliding

TONALE




**TRATTAMENTO
ANTICALCARE**
Anti-limescale Treatment
Anti-Kalk-Behandlung
Traitement anticalcaire

6^{mm}

TONALE


PROFILI CROMO LUCIDO / CRISTALLO TRASPARENTE - GLOSSY CHROME PROFILES / CLEAR GLASS
POLIERTE VERCHROMTE PROFILE - TRANSPARENTES KRISTALLGLAS / PROFILS CHROMÉS BRILLANTS - VERRE TRANSPARENT

Codice Code - Artikel - Article	Formato (cm) Size - Format - Dimension	Estensibilità Adj. range - Verstellbereich - Plage d'ajust.	Prezzo (€) Price - Preis - Prix	Lato porta Door - Tür - Porte	
BLPST 10026	100	97 ÷ 100	655,00	•	40,5
BLPST 11026	110	107 ÷ 110	686,00	•	45,5
BLPST 12026	120	117 ÷ 120	716,00	•	50,5
BLPST 13026	130	127 ÷ 130	746,00	•	55,5
BLPST 14026	140	137 ÷ 140	776,00	•	60,5
BLPST 15026	150	147 ÷ 150	844,00	•	60,5
BLPST 16026	160	157 ÷ 160	970,00	•	60,5
BLPST 17026	170	167 ÷ 170	1.008,00	•	60,5

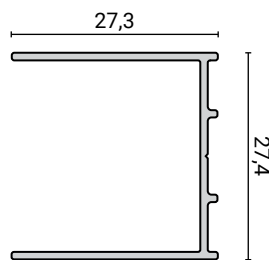
6
mm
Scorrevoli
Sliding

PROFILO DI MAGGIORE ESTENSIBILITÀ - EXTENSION PROFILE - VERLÄNGERUNGSPROFIL - PROFIL D'EXTENSION SUPPLÉMENTAIRE

Codice: Code - Artikel - Article	Formato (cm) Size - Format - Dimension	+ cm.	Prezzo (€) Price - Preis - Prix
BLMTP 28	4,2 x 200	1,5	70,00



PROFILO A MURO LATO PORTA
WALL PROFILE FOR DOOR
WANDPROFIL FÜR TÜRSEITE
PROFIL MURAL CÔTÉ PORTE



TONALE




**TRATTAMENTO
ANTICALCARE**
Anti-limescale Treatment
Anti-Kalk-Behandlung
Traitement anticalcaire

6^{mm}

TONALE

PROFILI CROMO LUCIDO / CRISTALLO TRASPARENTE - GLOSSY CHROME PROFILES / CLEAR GLASS
POLIERTE VERCHROMTE PROFILE - TRANSPARENTES KRISTALLGLAS / PROFILS CHROMÉS BRILLANTS - VERRE TRANSPARENT

Codice Code - Artikel - Article	Formato (cm) Size - Format - Dimension	Estensibilità Adj. range - Verstellbereich - Plage d'ajust.	Prezzo (€) Price - Preis - Prix	Lato porta Door - Tür - Porte	
BLPST 10026	100	97 ÷ 100	655,00	•	40,5
BLPST 11026	110	107 ÷ 110	686,00	•	45,5
BLPST 12026	120	117 ÷ 120	716,00	•	50,5
BLPST 13026	130	127 ÷ 130	746,00	•	55,5
BLPST 14026	140	137 ÷ 140	776,00	•	60,5
BLPST 15026	150	147 ÷ 150	844,00	•	60,5
BLPST 16026	160	157 ÷ 160	970,00	•	60,5
BLPST 17026	170	167 ÷ 170	1.008,00	•	60,5

PROFILO DI MAGGIORE ESTENSIBILITÀ - EXTENSION PROFILE - VERLÄNGERUNGSPROFIL - PROFIL D'EXTENSION SUPPLÉMENTAIRE

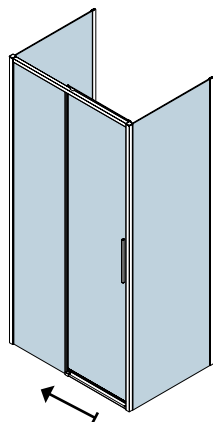
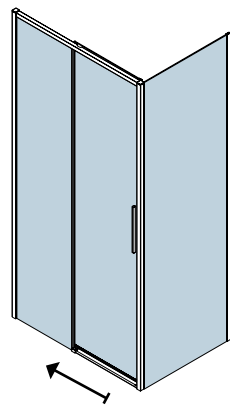
Codice: Code - Artikel - Article	Formato (cm) Size - Format - Dimension	+ cm.	Prezzo (€) Price - Preis - Prix
BLMTP 28	4,2 x 200	1,5	70,00

Codice Code - Artikel - Article	Formato (cm) Size - Format - Dimension	Estensibilità Adj. range - Verstellbereich - Plage d'ajust.	Prezzo unitario Price - Preis - Prix	Parete fissa - Pezzi da ordinare Side - Necessary pieces Seite - Notwendige Stücke Paroi fixe - Paroi à commander
LPMTF 7016	70	67,5 ÷ 69	341,00	1/2
LPMTF 7516	75	72,5 ÷ 74	368,00	1/2
LPMTF 8016	80	77,5 ÷ 79	371,00	1/2
LPMTF 9016	90	87,5 ÷ 89	400,00	1/2

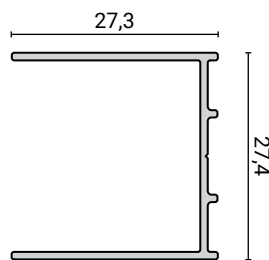
PROFILO DI MAGGIORE ESTENSIBILITÀ PER LATO FISSO

EXTENSION PROFILE FOR SIDE - VERLÄNGERUNGSPROFIL FÜR SEITENWAND - PROFIL D'EXTENSION SUPPLÉMENTAIRE DE LA PAROI FIXE

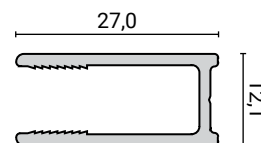
Codice: Code - Artikel - Article	Formato (cm) Size - Format - Dimension	+ cm.	Prezzo (€) Price - Preis - Prix
BLMTP 29	4,6 x 200	1,5	70,00



PROFILO A MURO LATO PORTA
WALL PROFILE FOR DOOR
WANDPROFIL FÜR TÜRSEITE
PROFIL MURAL CÔTÉ PORTE



PROFILO A MURO LATO FISSO
WALL PROFILE SIDE PANEL
WANDPROFIL FÜR SEITENWAND
PROFIL MURAL LATÉRAL FIXE



6 mm
Scorrevoli
Sliding

TONALE BLACK




**TRATTAMENTO
ANTICALCARE**
Anti-limescale Treatment
Anti-Kalk-Behandlung
Traitement anticalcaire

6^{mm}

TONALE BLACK


PROFILI NERO SATINATO / CRISTALLO TRASPARENTE - SATIN BLACK PROFILES / CLEAR GLASS
SATINIERTA SCHWARZE PROFILE / TRANSPARENTES KRISTALLGLAS - PROFILS NOIRS SATINÉS / VERRE TRANSPARENT

Codice Code - Artikel - Article	Formato (cm) Size - Format - Dimension	Estensibilità Adj. range - Verstellbereich - Plage d'ajust.	Prezzo (€) Price - Preis - Prix	Lato porta Door - Tür - Porte	
BLPST 10026B	100	97 ÷ 100	655,00	•	40,5
BLPST 11026B	110	107 ÷ 110	686,00	•	45,5
BLPST 12026B	120	117 ÷ 120	716,00	•	50,5
BLPST 13026B	130	127 ÷ 130	746,00	•	55,5
BLPST 14026B	140	137 ÷ 140	776,00	•	60,5
BLPST 15026B	150	147 ÷ 150	844,00	•	60,5
BLPST 16026B	160	157 ÷ 160	970,00	•	60,5
BLPST 17026B	170	167 ÷ 170	1.008,00	•	60,5

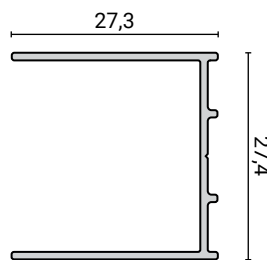
6
mm
Scorrevoli
Sliding

PROFILO DI MAGGIORE ESTENSIBILITÀ - EXTENSION PROFILE - VERLÄNGERUNGSPROFIL - PROFIL D'EXTENSION SUPPLÉMENTAIRE

Codice: Code - Artikel - Article	Formato (cm) Size - Format - Dimension	+ cm.	Prezzo (€) Price - Preis - Prix
BLMTP 28B	4,2 x 200	1,5	70,00



PROFILO A MURO LATO PORTA
WALL PROFILE FOR DOOR
WANDPROFIL FÜR TÜRSEITE
PROFIL MURAL CÔTÉ PORTE



TONALE BLACK




**TRATTAMENTO
ANTICALCARE**
Anti-limescale Treatment
Anti-Kalk-Behandlung
Traitement anticalcaire

6^{mm}

TONALE BLACK

PROFILI NERO SATINATO / CRISTALLO TRASPARENTE - SATIN BLACK PROFILES / CLEAR GLASS
SATINIERTA SCHWARZE PROFILE / TRANSPARENTES KRISTALLGLAS - PROFILS NOIRS SATINÉS / VERRE TRANSPARENT

Codice Code - Artikel - Article	Formato (cm) Size - Format - Dimension	Estensibilità Adj. range - Verstellbereich - Plage d'ajust.	Prezzo (€) Price - Preis - Prix	Lato porta Door - Tür - Porte	
BLPST 10026B	100	97 ÷ 100	655,00	•	40,5
BLPST 11026B	110	107 ÷ 110	686,00	•	45,5
BLPST 12026B	120	117 ÷ 120	716,00	•	50,5
BLPST 13026B	130	127 ÷ 130	746,00	•	55,5
BLPST 14026B	140	137 ÷ 140	776,00	•	60,5
BLPST 15026B	150	147 ÷ 150	844,00	•	60,5
BLPST 16026B	160	157 ÷ 160	970,00	•	60,5
BLPST 17026B	170	167 ÷ 170	1.008,00	•	60,5

PROFILO DI MAGGIORE ESTENSIBILITÀ - EXTENSION PROFILE - VERLÄNGERUNGSPROFIL - PROFIL D'EXTENSION SUPPLÉMENTAIRE

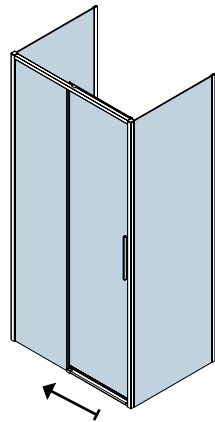
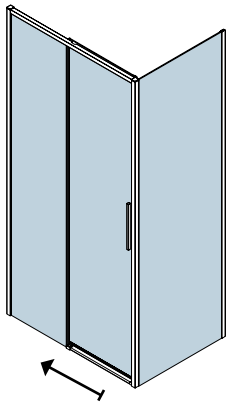
Codice: Code - Artikel - Article	Formato (cm) Size - Format - Dimension	+ cm.	Prezzo (€) Price - Preis - Prix
BLMTP 28B	4,2 x 200	1,5	70,00

Codice Code - Artikel - Article	Formato (cm) Size - Format - Dimension	Estensibilità Adj. range - Verstellbereich - Plage d'ajust.	Prezzo unitario Price - Preis - Prix	Parete fissa - Pezzi da ordinare Side - Necessary pieces Seite - Notwendige Stücke Paroi fixe - Paroi à commander
LPMTF 7016B	70	67,5 ÷ 69	341,00	1/2
LPMTF 7516B	75	72,5 ÷ 74	368,00	1/2
LPMTF 8016B	80	77,5 ÷ 79	371,00	1/2
LPMTF 9016B	90	87,5 ÷ 89	400,00	1/2

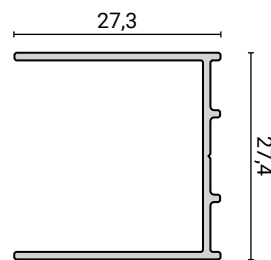
PROFILO DI MAGGIORE ESTENSIBILITÀ PER LATO FISSO

EXTENSION PROFILE FOR SIDE - VERLÄNGERUNGSPROFIL FÜR SEITENWAND - PROFIL D'EXTENSION SUPPLÉMENTAIRE DE LA PAROI FIXE

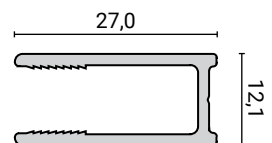
Codice: Code - Artikel - Article	Formato (cm) Size - Format - Dimension	+ cm.	Prezzo (€) Price - Preis - Prix
BLMTP 29B	4,6 x 200	1,5	70,00



PROFILO A MURO LATO PORTA
WALL PROFILE FOR DOOR
WANDPROFIL FÜR TÜRSEITE
PROFIL MURAL CÔTÉ PORTE



PROFILO A MURO LATO FISSO
WALL PROFILE SIDE PANEL
WANDPROFIL FÜR SEITENWAND
PROFIL MURAL LATÉRAL FIXE

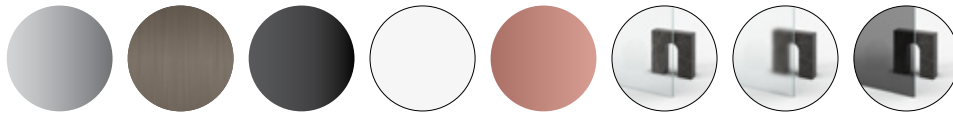


6 mm
Scorrevoli
Sliding

TONALE

Articoli speciali su ordinazione - Special Items on request - Sonderanfertigungen auf Bestellung - Produits personnalisés sur demande

LATO FISSO FIXED PANEL - FESTE SEITENWAND - PAROI FIXE	LATO PORTA DOOR - TÜR - PORTE	VETRO SOPRA MURETTO SHOWER GLASS OVER LOW WALL DUSCHWAND ÜBER MAUERSOCKEL PAROI DE DOUCHE SUR MURET
Altezza max 200 cm. / Larghezza max 150 cm. Height max 200 cm. / Width max 150 cm. Maximale Höhe 200 cm. / Maximale Breite 150 cm. Hauteur 200 cm. maximum / Largeur 150 cm. maximum	Altezza max 200 cm. / Larghezza max 170 cm. Height max 200 cm. / Width max 170 cm. Maximale Höhe 200 cm. / Maximale Breite 170 cm. Hauteur 200 cm. maximum / Largeur 170 cm. maximum	



PREZZO DI LISTINO AL PEZZO (TRASPARENTE) GROSS PRICE PER PIECE (TRANSPARENT) LISTENPREIS PRO STÜCK (TRANSPARENT) PRIX PUBLIC PAR PIÈCE (TRANSPARENT)	PREVENTIVO SU RICHIESTA PRICE ON REQUEST ANGEBOT AUF ANFRAGE DEVIS SUR DEMANDE	PREVENTIVO SU RICHIESTA PRICE ON REQUEST ANGEBOT AUF ANFRAGE DEVIS SUR DEMANDE
--	--	--

	FASCIA 1: da 0,01 a 0,50 mq <i>Level 1:</i> from 0.01 to 0.5 sqm € 475,00		
	FASCIA 2: da 0,51 a 1,00 mq <i>Level 2:</i> from 0.51 to 1.0 sqm € 571,00		
	FASCIA 3: da 1,01 a 1,50 mq <i>Level 3:</i> from 1.01 to 1.5 sqm € 686,00		
	FASCIA 4: da 1,51 a 2,00 mq <i>Level 4:</i> from 1.51 to 2.0 sqm € 786,00		
	FASCIA 5: da 2,01 a 2,50 mq <i>Level 5:</i> from 2.01 to 2.5 sqm € 886,00		
	FASCIA 6: da 2,51 a 3,00 mq <i>Level 6:</i> from 2.51 to 3.0 sqm € 1.015,00		

Maggiorazione per vetro Matt e Grey +15%.
 Surcharge for satin and grey glass +15%.
 Aufpreis für satiniertes und graues Glas +15 %.
 Majoration pour les verres satinés et fumés +15%

La maggiorazione del 15% va calcolata sui prezzi delle fasce da 1 a 6.
 The 15% surcharge must be calculated based on the prices of bands 1 to 6.
 Der Aufschlag von 15 % ist auf die Preisbereiche 1 bis 6 zu berechnen.
 La majoration de 15 % doit être calculée sur les prix des tranches 1 à 6.

ATTENZIONE - ATTENTION - ACHTUNG - ATTENTION

CALCOLARE I MQ. DEL PEZZO PER STABILIRE LA FASCIA DI APPARTENENZA.
 Per soluzioni diverse da quelle contemplate contattare ns. ufficio tecnico per avere indicazioni di fattibilità e prezzi.

CALCULATE THE SURFACE (M²) OF THE ARTICLE TO DETERMINE THE PRICE BAND.
 For feasibility and pricing of custom solutions, please contact our technical department.

BERECHNEN SIE DIE FLÄCHE (M²) DES ELEMENTS, UM DIE ZUGEHÖRIGE PREISSTUFE ZU BESTIMMEN. Für Sonderlösungen wenden Sie sich bitte an unsere Technikabteilung, um Informationen zu Machbarkeit und Preisen zu erhalten.

CALCULEZ LA SURFACE (M²) DE L'ÉLÉMENT POUR DÉTERMINER LA TRANCHE DE PRIX. Pour toute solution spécifique, veuillez contacter notre service technique pour vérifier la faisabilité et obtenir un devis.

SU MISURA & DETTAGLI



SERVIZIO LAVORAZIONE TAGLI SU MISURA

CUSTOM CUTTING SERVICE

ZUSCHNITTSERVICE NACH MASS

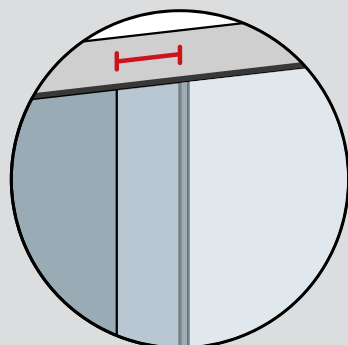
SERVICE DE COUPE SUR MESURE

Si effettuano tagli di profili a misura, allo scopo di ridurre le dimensioni di una porta laddove il formato necessario non fosse previsto, utilizzando la misura superiore più vicina.

Si riducono i profili orizzontali superiore e inferiore fino a raggiungere la misura desiderata. Naturalmente le dimensioni della riduzione causeranno un sormonto dei cristalli di uguale entità.

Es. Porta (Torcello) di 124 cm. (non prevista a catalogo) → si utilizza la misura 130 (127-130) – riducendo di 3 cm i profili orizzontali inferiori e superiori. Si avrà un sormonto dei cristalli di 3 cm.

Costo del servizio = euro 50,00 (prezzo netto) da sommarsi al costo della porta di misura superiore.



Profiles can be custom-cut to reduce the dimensions of a door when the required size is not available, using the next larger size.

The upper and lower horizontal profiles are shortened to reach the desired size. This reduction will result in the glass panels overlapping by the same amount.

Example: Door Torcello 124 cm (not available in the catalogue) → size 130 (127-130) is used, reducing the upper and lower horizontal profiles by 3 cm. The glass panels will overlap by 3 cm.

Service cost: € 50.00 (net price), to be added to the cost of the next larger door size.

Profile können auf Maß zugeschnitten werden, um die Türgröße zu verringern, wenn das gewünschte Format nicht verfügbar ist. Dabei wird die nächstgrößere verfügbare Größe verwendet.

Die oberen und unteren waagerechten Profile werden gekürzt, bis das gewünschte Maß erreicht ist. Diese Kürzung führt zu einer entsprechenden Überlappung der Glasscheiben.

Beispiel: Tür Torcello 124 cm (nicht im Katalog vorgesehen) → Größe 130 (127-130) wird verwendet, wobei die oberen und unteren waagerechten Profile um 3 cm gekürzt werden. Die Glasscheiben überlappen sich um 3 cm.

Servicekosten: € 50,00 (Nettopreis), zusätzlich zum Preis der nächstgrößeren Türgröße.

Des coupes de profilés sur mesure peuvent être effectuées afin de réduire les dimensions d'une porte lorsque le format souhaité n'est pas disponible, en utilisant la dimension supérieure la plus proche.

Les profilés horizontaux supérieurs et inférieurs sont raccourcis pour atteindre la largeur désirée. Cette coupe entraîne un chevauchement des verres.


Exemple : Porte Torcello 124 cm (non prévue au catalogue) → on utilise la dimension 130 (127-130) en réduisant de 3 cm les profilés horizontaux supérieurs et inférieurs. Les verres se chevauchent de 3 cm.

Coût du service : 50,00 € (prix net), à ajouter au prix de la porte de dimension supérieure.



Maniglia
Handle
Griff
Poignée

Guida inferiore con sgancio rapido
Bottom guide with quick release
Untere Führung mit Schnellverschluss
Guide inférieure avec dégageement rapide




STELVIO 3



6^{mm}

STELVIO 3


PROFILI CROMO LUCIDO / CRISTALLO TRASPARENTE - GLOSSY CHROME PROFILES / CLEAR GLASS
POLIERTE VERCHROMTE PROFILE - TRANSPARENTES KRISTALLGLAS / PROFILS CHROMÉS BRILLANTS - VERRE TRANSPARENT

Codice Code - Artikel - Article	Formato (cm) Size - Format - Dimension	Estensibilità Adj. range - Verstellbereich - Plage d'ajust.	Prezzo (€) Price - Preis - Prix		Lato porta Door - Tür - Porte
BLPS3 1246 QI	120	117 ÷ 120	1.050,00	44,2	•
BLPS3 1346 QI	130	127 ÷ 130	1.081,00	49,2	•
BLPS3 1446 QI	140	137 ÷ 140	1.112,00	54,2	•
BLPS3 1546 QI	150	147 ÷ 150	1.141,00	59,2	•
BLPS3 1646 QI	160	157 ÷ 160	1.170,00	64,2	•
BLPS3 1746 QI	170	167 ÷ 170	1.200,00	69,2	•
BLPS3 1846 QI	180	177 ÷ 180	1.246,00	74,2	•

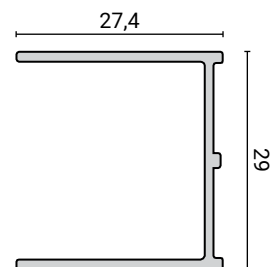
6
mm
Scorrevoli
Sliding

PROFILO DI MAGGIORE ESTENSIBILITÀ - EXTENSION PROFILE - VERLÄNGERUNGSPROFIL - PROFIL D'EXTENSION SUPPLÉMENTAIRE

Codice: Code - Artikel - Article	Formato (cm) Size - Format - Dimension	+ cm.	Prezzo (€) Price - Preis - Prix
BLMTP 31 QI	4,2 x 200	1,5	86,00



PROFILO A MURO
WALL PROFILE
WANDPROFIL
PROFIL MURAL



STELVIO 3




**TRATTAMENTO
ANTICALCARE**
Anti-limescale Treatment
Anti-Kalk-Behandlung
Traitement anticalcaire

6^{mm}

STELVIO 3

PROFILI CROMO LUCIDO / CRISTALLO TRASPARENTE - GLOSSY CHROME PROFILES / CLEAR GLASS
POLIERTE VERCHROMTE PROFILE - TRANSPARENTE KRYSTALLGLAS / PROFILS CHROMÉS BRILLANTS - VERRÉ TRANSPARENT

Codice Code - Artikel - Article	Formato (cm) Size - Format - Dimension	Estensibilità Adj. range - Verstellbereich - Plage d'ajust.	Prezzo (€) Price - Preis - Prix		Lato porta Door - Tür - Porte
BLPS3 1246 QI	120	117 ÷ 120	1.050,00	44,2	•
BLPS3 1346 QI	130	127 ÷ 130	1.081,00	49,2	•
BLPS3 1446 QI	140	137 ÷ 140	1.112,00	54,2	•
BLPS3 1546 QI	150	147 ÷ 150	1.141,00	59,2	•
BLPS3 1646 QI	160	157 ÷ 160	1.170,00	64,2	•
BLPS3 1746 QI	170	167 ÷ 170	1.200,00	69,2	•
BLPS3 1846 QI	180	177 ÷ 180	1.246,00	74,2	•

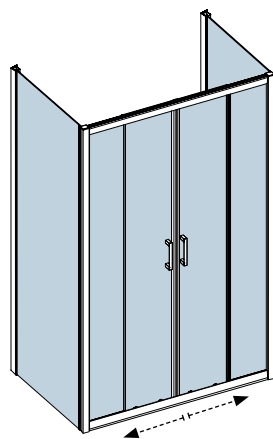

Parete fissa - Pezzi da ordinare
Side - Necessary pieces
Seite - Notwendige Stücke
Paroi fixe - Paroi à commander

BLPF3 6516 QI	65	62,5 ÷ 64	384,00	1/2
BLPF3 7016 QI	70	67,5 ÷ 69	400,00	1/2
BLPF3 7516 QI	75	72,5 ÷ 74	425,00	1/2
BLPF3 8016 QI	80	77,5 ÷ 79	436,00	1/2
BLPF3 9016 QI	90	87,5 ÷ 89	470,00	1/2
BLPF3 10016 QI	100	97,5 ÷ 99	511,00	1/2

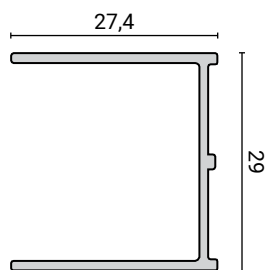
6 mm
Scorrevoli
Sliding

PROFILO DI MAGGIORE ESTENSIBILITÀ - EXTENSION PROFILE - VERLÄNGERUNGSPROFIL - PROFIL D'EXTENSION SUPPLÉMENTAIRE

Codice: Code - Artikel - Article	Formato (cm) Size - Format - Dimension	+ cm.	Prezzo (€) Price - Preis - Prix
BLMTP 31 QI	4,2 x 200	1,5	89,00



PROFILO A MURO
WALL PROFILE
WANDPROFIL
PROFIL MURAL




STELVIO 3 MATT



6^{mm}

STELVIO 3 MATT


PROFILI CROMO LUCIDO / CRISTALLO SATINATO - GLOSSY CHROME PROFILES / SATIN GLASS
POLIERTE VERCHROMTE PROFILE / SATINIERTES GLAS - PROFILS CHROMÉS BRILLANTS / VERRE SATINÉ

Codice Code - Artikel - Article	Formato (cm) Size - Format - Dimension	Estensibilità Adj. range - Verstellbereich - Plage d'ajust.	Prezzo (€) Price - Preis - Prix		Lato porta Door - Tür - Porte
BLPS3 1246M QI	120	117 ÷ 120	1.099,00	44,2	•
BLPS3 1346M QI	130	127 ÷ 130	1.135,00	49,2	•
BLPS3 1446M QI	140	137 ÷ 140	1.172,00	54,2	•
BLPS3 1546M QI	150	147 ÷ 150	1.208,00	59,2	•
BLPS3 1646M QI	160	157 ÷ 160	1.244,00	64,2	•
BLPS3 1746M QI	170	167 ÷ 170	1.284,00	69,2	•

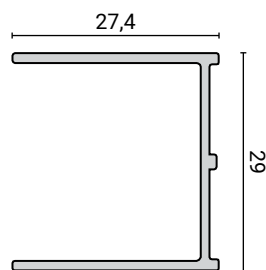
6
mm
Scorrevoli
Sliding

PROFILO DI MAGGIORE ESTENSIBILITÀ - EXTENSION PROFILE - VERLÄNGERUNGSPROFIL - PROFIL D'EXTENSION SUPPLÉMENTAIRE

Codice: Code - Artikel - Article	Formato (cm) Size - Format - Dimension	+ cm.	Prezzo (€) Price - Preis - Prix
BLMTP 31 QI	4,2 x 200	1,5	89,00



PROFILO A MURO
WALL PROFILE
WANDPROFIL
PROFIL MURAL



STELVIO 3 MATT




PRESOLANA 3



6^{mm}

PRESOLANA 3

PROFILI CROMO LUCIDO / CRISTALLO TRASPARENTE - GLOSSY CHROME PROFILES / CLEAR GLASS
POLIERTE VERCHROMTE PROFILE - TRANSPARENTES KRISTALLGLAS / PROFILS CHROMÉS BRILLANTS - VERRE TRANSPARENT

Codice Code - Artikel - Article	Formato (cm) Size - Format - Dimension	Estensibilità Adj. range - Verstellbereich - Plage d'ajust.	Prezzo (€) Price - Preis - Prix		Singolo lato Single side - Einzel Seite - Seul côté
BLA6-3 70	70	67 ÷ 69	397,00	19,0	•
BLA6-3 75	75	72 ÷ 74	408,00	20,8	•
BLA6-3 80	80	77 ÷ 79	416,00	22,5	•
BLA6-3 90	90	87 ÷ 89	438,00	26,0	•
BLA6-3 100	100	97 ÷ 99	476,00	29,5	•
BLA6-3 110	110	107 ÷ 109	529,00	33,0	•
BLA6-3 120	120	117 ÷ 119	532,00	36,5	•
BLA6-3 130	130	127 ÷ 129	635,00	36,5	•
BLA6-3 140	140	137 ÷ 139	637,00	36,5	•

E: Spazio utile entrata - Entrance - Eingang - Entrée

↳ Sommare i valori dei singoli lati - Sum the value of each side - Den Wert der einzelnen Seite addieren - Additionner la valeur de chaque côté

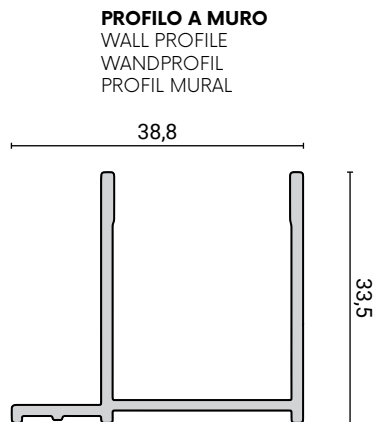
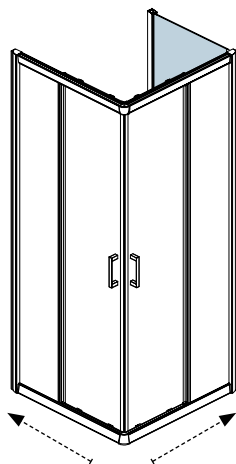

* Prezzo: **ATTENZIONE il prezzo è relativo ad un singolo lato.** / * Price: NOTICE: Price is for 1 side only.

* Preis: CHTUNG: Der Preis ist für eine einzelne Seite. / * Prix: ATTENTION: le prix est pour un seul côté.

				Parete fissa Side - Seite - Paroi fixe
BLPF6-3 7016	70	67 ÷ 69	271,00	•
BLPF6-3 7516	75	72 ÷ 74	286,00	•
BLPF6-3 8016	80	77 ÷ 79	298,00	•
BLPF6-3 9016	90	87 ÷ 89	324,00	•

PROFILO DI MAGGIORE ESTENSIBILITÀ - EXTENSION PROFILE - VERLÄNGERUNGSPROFIL - PROFIL D'EXTENSION SUPPLÉMENTAIRE

Codice: Code - Artikel - Article	Formato (cm) Size - Format - Dimension	+ cm.	Prezzo (€) Price - Preis - Prix
BLMTP 36	5,4 x 195	2,0	74,00



6
mm
Scorrevoli
Sliding


PRESOLANA 3 MATT



6^{mm}

PRESOLANA 3 MATT

PROFILI CROMO LUCIDO / CRISTALLO SATINATO - GLOSSY CHROME PROFILES / SATIN GLASS
POLIERTE VERCHROMTE PROFILE / SATINIERTES GLAS - PROFILS CHROMÉS BRILLANTS / VERRE SATINÉ

Codice Code - Artikel - Article	Formato (cm) Size - Format - Dimension	Estensibilità Adj. range - Verstellbereich - Plage d'ajust.	Prezzo (€) Price - Preis - Prix		Singolo lato Single side - Einzel Seite - Seul côté
BLA6-3 70 M	70	67 ÷ 69	446,00	19,0	•
BLA6-3 75 M	75	72 ÷ 74	478,00	20,8	•
BLA6-3 80 M	80	77 ÷ 79	484,00	22,5	•
BLA6-3 90 M	90	87 ÷ 89	520,00	26,0	•
BLA6-3 100 M	100	97 ÷ 99	558,00	29,5	•
BLA6-3 110 M	110	107 ÷ 109	604,00	33,0	•
BLA6-3 120 M	120	117 ÷ 119	626,00	36,5	•
LBA6-3 130 M	130	127 ÷ 129	690,00	36,5	•
BLA6-3 140 M	140	137 ÷ 139	708,00	36,5	•

E: Spazio utile entrata - Entrance - Eingang - Entrée

↳ Sommare i valori dei singoli lati - Sum the value of each side - Den Wert der einzelnen Seite addieren - Additionner la valeur de chaque côté

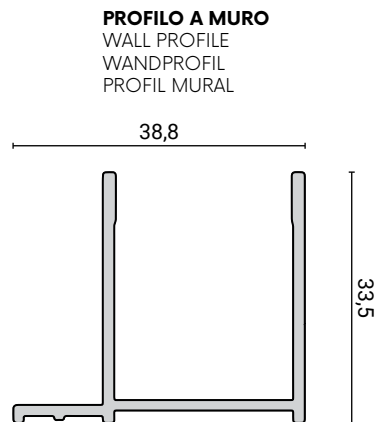
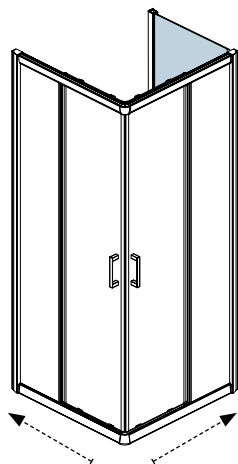

* Prezzo: **ATTENZIONE il prezzo è relativo ad un singolo lato.** / * Price: NOTICE: Price is for 1 side only.

* Preis: CHTUNG: Der Preis ist für eine einzelne Seite. / * Prix: ATTENTION: le prix est pour un seul côté.

				Parete fissa Side - Seite - Paroi fixe
BLPF6-3 7016M	70	67 ÷ 69	337,00	•
BLPF6-3 7516M	75	72 ÷ 74	355,00	•
LBPF6-3 8016M	80	77 ÷ 79	372,00	•
BLPF6-3 9016M	90	87 ÷ 89	407,00	•

PROFILO DI MAGGIORE ESTENSIBILITÀ - EXTENSION PROFILE - VERLÄNGERUNGSPROFIL - PROFIL D'EXTENSION SUPPLÉMENTAIRE

Codice: Code - Artikel - Article	Formato (cm) Size - Format - Dimension	+ cm.	Prezzo (€) Price - Preis - Prix
BLMTP 36	5,4 x 195	2,0	74,00



6 mm
Scorrevoli
Sliding

MENNA COPPER




**TRATTAMENTO
ANTICALCARE**
Anti-limescale Treatment
Anti-Kalk-Behandlung
Traitement anticalcaire

8^{mm}

MENNA COPPER

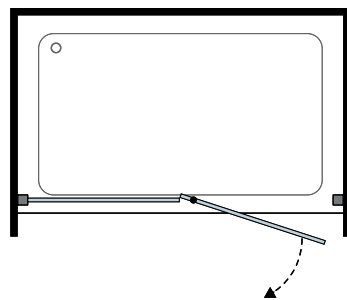

PROFILI RAME SPAZZOLATO / CRISTALLO EXTRA CHIARO - BRUSHED COPPER PROFILES / EXTRA-CLEAR GLASS
GEBÜRSTETE KUPFERPROFILE / EXTRA-KLARES GLAS - PROFILS CUIVRE BROSSÉ / VERRE EXTRA-CLAIR

8 mm
Battente
Pivot

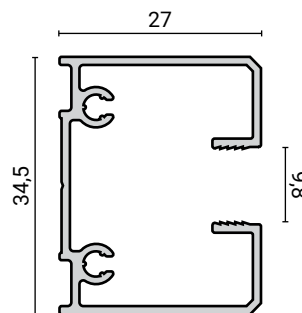
Codice Code - Artikel - Article	Formato (cm) Size - Format - Dimension	Estensibilità Adj. range - Verstellbereich - Plage d'ajust.	Prezzo (€) Price - Preis - Prix	Lato porta Door - Tür - Porte		Ingombro porta Door clr. - Türumbedarf - Esp. ouv. porte
BLBMN 10028C	100	98 ÷ 99,5	912,00	•	63	63,5
BLBMN 11028C	110	108 ÷ 109,5	948,00	•	63	63,5
BLBMN 12028C	120	118 ÷ 119,5	972,00	•	63	63,5
BLBMN 13028C	130	128 ÷ 129,5	1.032,00	•	63	63,5
BLBMN 14028C	140	138 ÷ 139,5	1.068,00	•	63	63,5
BLBMN 15028C	150	148 ÷ 149,5	1.104,00	•	63	63,5
BLBMN 16028C	160	158 ÷ 159,5	1.140,00	•	63	63,5
BLBMN 17028C	170	168 ÷ 169,5	1.176,00	•	63	63,5
BLBMN 18028C	180	178 ÷ 179,5	1.212,00	•	63	63,5

PROFILO DI MAGGIORE ESTENSIBILITÀ - EXTENSION PROFILE - VERLÄNGERUNGSPROFIL - PROFIL D'EXTENSION SUPPLÉMENTAIRE

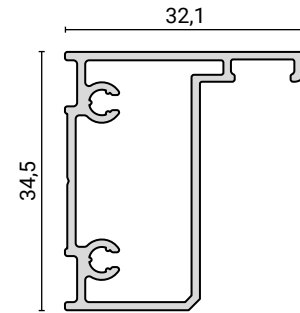
Codice: Code - Artikel - Article	Formato (cm) Size - Format - Dimension	+ cm.	Prezzo (€) Price - Preis - Prix
BLMTP 40C	3,5 x 220	1,5	119,00



PROFILO A MURO LATO ANTA FISSA
WALL PROFILE FOR FIXED SIDE PANEL
WANDPROFIL FÜR SEITE
PROFIL MURAL LATERAL FIXE



PROFILO A MURO LATO CHIUSURA
WALL PROFILE FOR DOOR
WANDPROFIL FÜR TÜRSEITE
PROFIL MURAL CÔTÉ PORTE



Extra-clear



MENNA COPPER




**TRATTAMENTO
ANTICALCARE**
Anti-limescale Treatment
Anti-Kalk-Behandlung
Traitement anticalcaire

8^{mm}

MENNA COPPER

PROFILI RAME SPAZZOLATO / CRISTALLO EXTRA CHIARO - BRUSHED COPPER PROFILES / EXTRA-CLEAR GLASS
GEBÜRSTETE KUPFERPROFILE / EXTRA-KLARES GLAS - PROFILS CUIVRE BROSSÉ / VERRE EXTRA-CLAIR

8 mm
Battente
Pivot

Codice Code - Artikel - Article	Formato (cm) Size - Format - Dimension	Estensibilità Adj. range - Verstellbereich - Plage d'ajust.	Prezzo (€) Price - Preis - Prix	Lato porta Door - Tür - Porte		Ingombro porta Door clr. - Türraumbedarf - Esp. ouv. porte
BLBM 10028C	100	97 ÷ 98,5	912,00	•	63	63,5
BLBM 11028C	110	107 ÷ 108,5	948,00	•	63	63,5
BLBM 12028C	120	117 ÷ 118,5	972,00	•	63	63,5
BLBM 13028C	130	127 ÷ 128,5	1.032,00	•	63	63,5
BLBM 14028C	140	137 ÷ 138,5	1.068,00	•	63	63,5
BLBM 15028C	150	147 ÷ 148,5	1.104,00	•	63	63,5
BLBM 16028C	160	157 ÷ 158,5	1.140,00	•	63	63,5
BLBM 17028C	170	167 ÷ 168,5	1.176,00	•	63	63,5
BLBM 18028C	180	177 ÷ 178,5	1.212,00	•	63	63,5

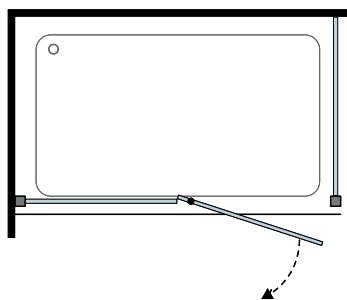
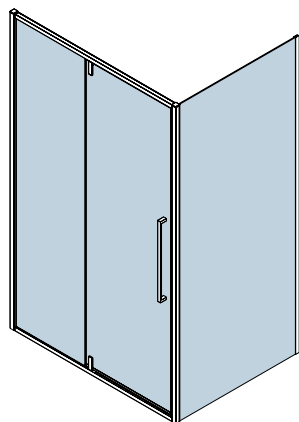
Parete fissa - Pezzi da ordinare

Side - Necessary pieces
Seite - Notwendige Stücke
Paroi fixe - Paroi à commander

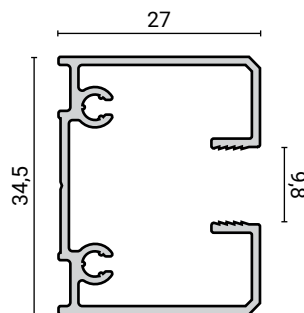
BLMFF 7018C	70	67,5 ÷ 69	504,00	1
BLMFF 7518C	75	72,5 ÷ 74	522,00	1
BLMFF 8018C	80	77,5 ÷ 79	542,00	1
BLMFF 9018C	90	87,5 ÷ 89	581,00	1
BLMFF 10018C	100	97,5 ÷ 99	624,00	1

PROFILO DI MAGGIORE ESTENSIBILITÀ - EXTENSION PROFILE - VERLÄNGERUNGSPROFIL - PROFIL D'EXTENSION SUPPLÉMENTAIRE

Codice: Code - Artikel - Article	Formato (cm) Size - Format - Dimension	+ cm.	Prezzo (€) Price - Preis - Prix
BLMTP 40C	3,5 x 220	1,5	119,00



PROFILO A MURO WALL PROFILE WANDPROFIL PROFIL MURAL



MENNA STEEL




**TRATTAMENTO
ANTICALCARE**
Anti-limescale Treatment
Anti-Kalk-Behandlung
Traitement anticalcaire

8^{mm}

MENNA STEEL

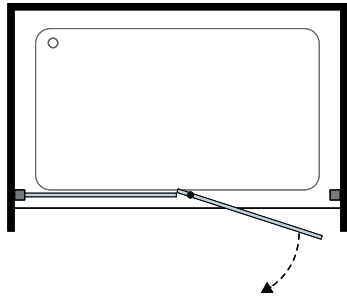

PROFILI IN ALLUMINIO EFFETTO ACCIAIO SPAZZOLATO / CRISTALLO EXTRA CHIARO - ALUMINIUM PROFILES IN BRUSHED STEEL FINISH / EXTRA-CLEAR GLASS
ALUMINIUMPROFILE IN EDELSTAHL-OPTIK GEBÜRSTET / EXTRA-KLARES GLAS - PROFILS EN ALUMINIUM FINITION ACIER BROSSÉ / VERRE EXTRA-CLAIR

8 mm
Battente
Pivot

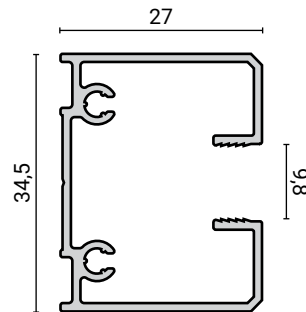
Codice Code - Artikel - Article	Formato (cm) Size - Format - Dimension	Estensibilità Adj. range - Verstellbereich - Plage d'ajust.	Prezzo (€) Price - Preis - Prix	Lato porta Door - Tür - Porte		Ingombro porta Door clr. - Türraumbedarf - Esp. ouv. porte
BLBMN 10028S	100	98 ÷ 99,5	912,00	•	63	63,5
BLBMN 11028S	110	108 ÷ 109,5	948,00	•	63	63,5
BLBMN 12028S	120	118 ÷ 119,5	972,00	•	63	63,5
BLBMN 13028S	130	128 ÷ 129,5	1.032,00	•	63	63,5
BLBMN 14028S	140	138 ÷ 139,5	1.068,00	•	63	63,5
BLBMN 15028S	150	148 ÷ 149,5	1.104,00	•	63	63,5
BLBMN 16028S	160	158 ÷ 159,5	1.140,00	•	63	63,5
BLBMN 17028S	170	168 ÷ 169,5	1.176,00	•	63	63,5
BLBMN 18028S	180	178 ÷ 179,5	1.212,00	•	63	63,5

PROFILO DI MAGGIORE ESTENSIBILITÀ - EXTENSION PROFILE - VERLÄNGERUNGSPROFIL - PROFIL D'EXTENSION SUPPLÉMENTAIRE

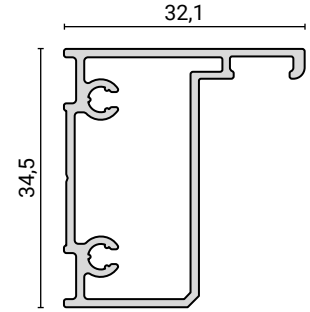
Codice: Code - Artikel - Article	Formato (cm) Size - Format - Dimension	+ cm.	Prezzo (€) Price - Preis - Prix
BLMTP 40S	3,5 x 220	1,5	119,00



PROFILO A MURO LATO ANTA FISSA
WALL PROFILE FOR FIXED SIDE PANEL
WANDPROFIL FÜR SEITE
PROFIL MURAL LATERAL FIXE



PROFILO A MURO LATO CHIUSURA
WALL PROFILE FOR DOOR
WANDPROFIL FÜR TURSEITE
PROFIL MURAL CÔTÉ PORTE



Extra-clear



MENNA STEEL




**TRATTAMENTO
ANTICALCARE**
Anti-limescale Treatment
Anti-Kalk-Behandlung
Traitement anticalcaire

8^{mm}

MENNA STEEL

PROFILI IN ALLUMINIO EFFETTO ACCIAIO SPAZZOLATO / CRISTALLO EXTRA CHIARO - ALUMINIUM PROFILES IN BRUSHED STEEL FINISH / EXTRA-CLEAR GLASS
ALUMINIUMPROFILE IN EDELSTAHL-OPTIK GEBÜRSTET / EXTRA-KLARES GLAS - PROFILS EN ALUMINIUM FINITION ACIER BROSSÉ / VERRE EXTRA-CLAIR

8
mm
Battente
Pivot

Codice Code - Artikel - Article	Formato (cm) Size - Format - Dimension	Estensibilità Adj. range - Verstellbereich - Plage d'ajust.	Prezzo (€) Price - Preis - Prix	Lato porta Door - Tür - Porte		Ingombro porta Door clr. - Türraumbedarf - Esp. ouv. porte
BLBM 10028S	100	97 ÷ 98,5	912,00	•	63	63,5
BLBM 11028S	110	107 ÷ 108,5	948,00	•	63	63,5
BLBM 12028S	120	117 ÷ 118,5	972,00	•	63	63,5
BLBM 13028S	130	127 ÷ 128,5	1.032,00	•	63	63,5
BLBM 14028S	140	137 ÷ 138,5	1.068,00	•	63	63,5
BLBM 15028S	150	147 ÷ 148,5	1.104,00	•	63	63,5
BLBM 16028S	160	157 ÷ 158,5	1.140,00	•	63	63,5
BLBM 17028S	170	167 ÷ 168,5	1.176,00	•	63	63,5
BLBM 18028S	180	177 ÷ 178,5	1.212,00	•	63	63,5

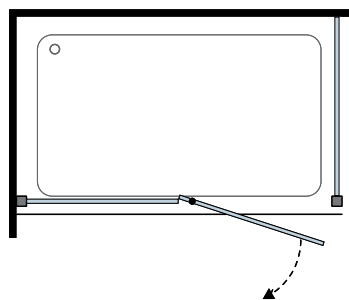
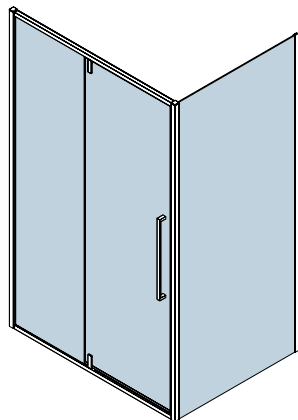
Parete fissa - Pezzi da ordinare

Side - Necessary pieces
Seite - Notwendige Stücke
Paroi fixe - Paroi à commander

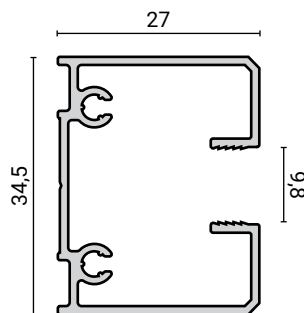
BLMFF 7018S	70	67,5 ÷ 69	504,00	1
BLMFF 7518S	75	72,5 ÷ 74	522,00	1
BLMFF 8018S	80	77,5 ÷ 79	542,00	1
BLMFF 9018S	90	87,5 ÷ 89	581,00	1
BLMFF 10018S	100	97,5 ÷ 99	624,00	1

PROFILO DI MAGGIORE ESTENSIBILITÀ - EXTENSION PROFILE - VERLÄNGERUNGSPROFIL - PROFIL D'EXTENSION SUPPLÉMENTAIRE

Codice: Code - Artikel - Article	Formato (cm) Size - Format - Dimension	+ cm.	Prezzo (€) Price - Preis - Prix
BLMTP 40S	3,5 x 220	1,5	119,00



PROFILO A MURO WALL PROFILE WANDPROFIL PROFIL MURAL



Extra-clear



MENNA



**TRATTAMENTO
ANTICALCARE**
Anti-limescale Treatment
Anti-Kalk-Behandlung
Traitement anticalcaire




8 mm

MENNA

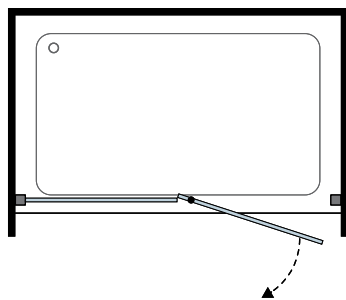

PROFILI CROMO LUCIDO / CRISTALLO EXTRA CHIARO - GLOSSY CHROME PROFILES / EXTRA-CLEAR GLASS
POLIERTE VERCHROMTE PROFILE / EXTRA-KLARES GLAS - PROFILS CHROMÉS BRILLANTS / VERRE EXTRA-CLAIR

Battente
Pivot

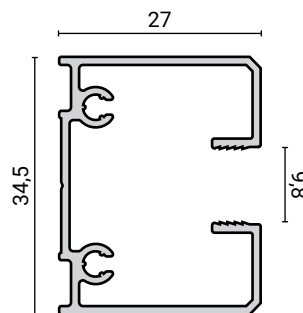
Codice Code - Artikel - Article	Formato (cm) Size - Format - Dimension	Estensibilità Adj. range - Verstellbereich - Plage d'ajust.	Prezzo (€) Price - Preis - Prix	Lato porta Door - Tür - Porte		Ingombro porta Door clr. - Türraumbedarf - Esp. ouv. porte
BLBMN 10028	100	98 ÷ 99,5	870,00	●	63	63,5
BLBMN 11028	110	108 ÷ 109,5	912,00	●	63	63,5
BLBMN 12028	120	118 ÷ 119,5	936,00	●	63	63,5
BLBMN 13028	130	128 ÷ 129,5	996,00	●	63	63,5
BLBMN 14028	140	138 ÷ 139,5	1.032,00	●	63	63,5
BLBMN 15028	150	148 ÷ 149,5	1.068,00	●	63	63,5
BLBMN 16028	160	158 ÷ 159,5	1.092,00	●	63	63,5
BLBMN 17028	170	168 ÷ 169,5	1.128,00	●	63	63,5
BLBMN 18028	180	178 ÷ 179,5	1.164,00	●	63	63,5

PROFILO DI MAGGIORE ESTENSIBILITÀ - EXTENSION PROFILE - VERLÄNGERUNGSPROFIL - PROFIL D'EXTENSION SUPPLÉMENTAIRE

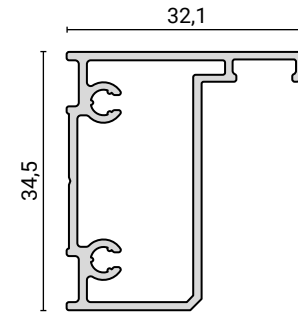
Codice: Code - Artikel - Article	Formato (cm) Size - Format - Dimension	+ cm.	Prezzo (€) Price - Preis - Prix
BLMTP 40	3,5 x 220	1,5	113,00



PROFILO A MURO LATO ANTA FISSA
WALL PROFILE FOR FIXED SIDE PANEL
WANDPROFIL FÜR SEITE
PROFIL MURAL LATERAL FIXE



PROFILO A MURO LATO CHIUSURA
WALL PROFILE FOR DOOR
WANDPROFIL FÜR TURSEITE
PROFIL MURAL CÔTÉ PORTE



MENNA




**TRATTAMENTO
ANTICALCARE**
Anti-limescale Treatment
Anti-Kalk-Behandlung
Traitement anticalcaire

8 mm

MENNA

PROFILI CROMO LUCIDO / CRISTALLO EXTRA CHIARO - GLOSSY CHROME PROFILES / EXTRA-CLEAR GLASS
POLIERTE VERCHROMTE PROFILE / EXTRA-KLARES GLAS - PROFILS CHROMÉS BRILLANTS / VERRE EXTRA-CLAIR

8 mm
Battente
Pivot

Codice Code - Artikel - Article	Formato (cm) Size - Format - Dimension	Estensibilità Adj. range - Verstellbereich - Plage d'ajust.	Prezzo (€) Price - Preis - Prix	Lato porta Door - Tür - Porte		Ingombro porta Door clr. - Türraumbedarf - Esp. ouv. porte
BLBM 10028	100	97 ÷ 98,5	870,00	●	63	63,5
BLBM 11028	110	107 ÷ 108,5	912,00	●	63	63,5
BLBM 12028	120	117 ÷ 118,5	936,00	●	63	63,5
BLBM 13028	130	127 ÷ 128,5	996,00	●	63	63,5
BLBM 14028	140	137 ÷ 138,5	1.032,00	●	63	63,5
BLBM 15028	150	147 ÷ 148,5	1.068,00	●	63	63,5
BLBM 16028	160	157 ÷ 158,5	1.092,00	●	63	63,5
BLBM 17028	170	167 ÷ 168,5	1.128,00	●	63	63,5
BLBM 18028	180	177 ÷ 178,5	1.164,00	●	63	63,5

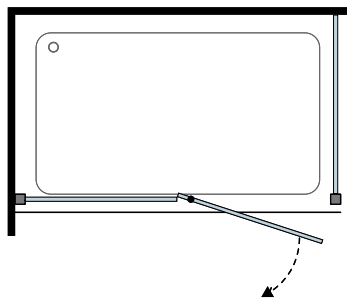
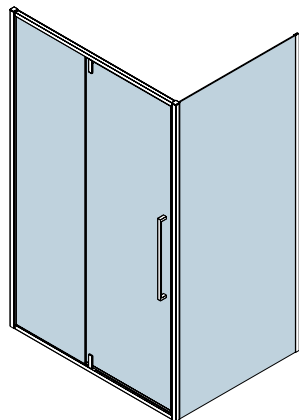
Parete fissa - Pezzi da ordinare

Side - Necessary pieces
Seite - Notwendige Stücke
Paroi fixe - Paroi à commander

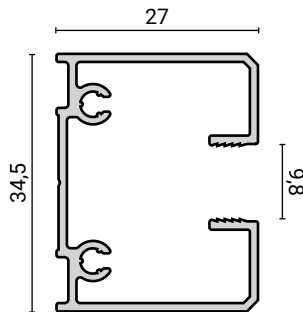
BLMFF 7018	70	67,5 ÷ 69	492,00	1
BLMFF 7518	75	72,5 ÷ 74	510,00	1
BLMFF 8018	80	77,5 ÷ 79	532,00	1
BLMFF 9018	90	87,5 ÷ 89	570,00	1
BLMFF 10018	100	97,5 ÷ 99	612,00	1

PROFILO DI MAGGIORE ESTENSIBILITÀ - EXTENSION PROFILE - VERLÄNGERUNGSPROFIL - PROFIL D'EXTENSION SUPPLÉMENTAIRE

Codice: Code - Artikel - Article	Formato (cm) Size - Format - Dimension	+ cm.	Prezzo (€) Price - Preis - Prix
BLMTP 40	3,5 x 220	1,5	113,00



PROFILO A MURO
WALL PROFILE
WANDPROFIL
PROFIL MURAL



MENNA BLACK




**TRATTAMENTO
ANTICALCARE**
Anti-limescale Treatment
Anti-Kalk-Behandlung
Traitement anticalcaire

8^{mm}

MENNA BLACK

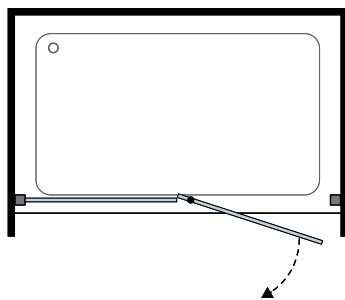

PROFILI NERO SATINATO / CRISTALLO EXTRA CHIARO - SATIN BLACK PROFILES / EXTRA-CLEAR GLASS
SATINIERTA SCHWARZE PROFILE / EXTRA-KLARES GLAS - PROFILS NOIRS SATINÉS / VERRE EXTRA-CLAIR

8
mm
Battente
Pivot

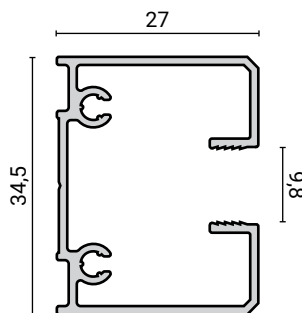
Codice Code - Artikel - Article	Formato (cm) Size - Format - Dimension	Estensibilità Adj. range - Verstellbereich - Plage d'ajust.	Prezzo (€) Price - Preis - Prix	Lato porta Door - Tür - Porte		Ingombro porta Door clr. - Türraumbedarf - Esp. ouv. porte
BLBMN 10028B	100	98 ÷ 99,5	870,00	•	63	63,5
BLBMN 11028B	110	108 ÷ 109,5	912,00	•	63	63,5
BLBMN 12028B	120	118 ÷ 119,5	936,00	•	63	63,5
BLBMN 13028B	130	128 ÷ 129,5	996,00	•	63	63,5
BLBMN 14028B	140	138 ÷ 139,5	1.032,00	•	63	63,5
BLBMN 15028B	150	148 ÷ 149,5	1.068,00	•	63	63,5
BLBMN 16028B	160	158 ÷ 159,5	1.092,00	•	63	63,5
BLBMN 17028B	170	168 ÷ 169,5	1.128,00	•	63	63,5
BLBMN 18028B	180	178 ÷ 179,5	1.164,00	•	63	63,5

PROFILO DI MAGGIORE ESTENSIBILITÀ - EXTENSION PROFILE - VERLÄNGERUNGSPROFIL - PROFIL D'EXTENSION SUPPLÉMENTAIRE

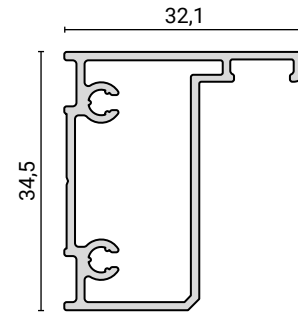
Codice: Code - Artikel - Article	Formato (cm) Size - Format - Dimension	+ cm.	Prezzo (€) Price - Preis - Prix
BLMTP 40B	3,5 x 220	1,5	113,00



PROFILO A MURO LATO ANTA FISSA
WALL PROFILE FOR FIXED SIDE PANEL
WANDPROFIL FÜR SEITE
PROFIL MURAL LATÉRAL FIXE



PROFILO A MURO LATO CHIUSURA
WALL PROFILE FOR DOOR
WANDPROFIL FÜR TURSEITE
PROFIL MURAL CÔTÉ PORTE



Extra-clear



MENNA BLACK




**TRATTAMENTO
ANTICALCARE**
Anti-limescale Treatment
Anti-Kalk-Behandlung
Traitement anticalcaire

8 mm

MENNA BLACK

PROFILI NERO SATINATO / CRISTALLO EXTRA CHIARO - SATIN BLACK PROFILES / EXTRA-CLEAR GLASS
SATINIERTER SCHWARZE PROFILE / EXTRA-KLARES GLAS - PROFILS NOIRS SATINÉS / VERRE EXTRA-CLAIR

8 mm
Battente
Pivot

Codice Code - Artikel - Article	Formato (cm) Size - Format - Dimension	Estensibilità Adj. range - Verstellbereich - Plage d'ajust.	Prezzo (€) Price - Preis - Prix	Lato porta Door - Tür - Porte		Ingombro porta Door clr. - Türraumbedarf - Esp. ouv. porte
BLBM 10028B	100	97 ÷ 98,5	870,00	•	63	63,5
BLBM 11028B	110	107 ÷ 108,5	912,00	•	63	63,5
BLBM 12028B	120	117 ÷ 118,5	936,00	•	63	63,5
BLBM 13028B	130	127 ÷ 128,5	996,00	•	63	63,5
BLBM 14028B	140	137 ÷ 138,5	1.032,00	•	63	63,5
BLBM 15028B	150	147 ÷ 148,5	1.068,00	•	63	63,5
BLBM 16028B	160	157 ÷ 158,5	1.092,00	•	63	63,5
BLBM 17028B	170	167 ÷ 168,5	1.128,00	•	63	63,5
BLBM 18028B	180	177 ÷ 178,5	1.164,00	•	63	63,5

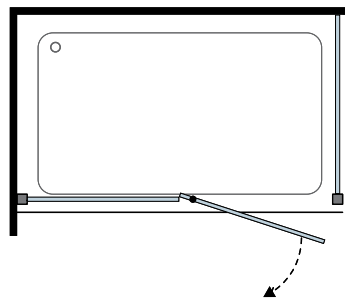
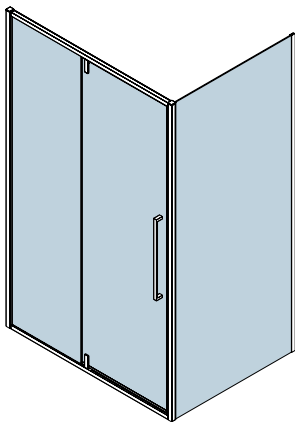
Parete fissa - Pezzi da ordinare

Side - Necessary pieces
Seite - Notwendige Stücke
Paroi fixe - Paroi à commander

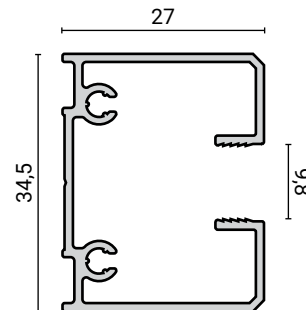
BLMFF 7018B	70	67,5 ÷ 69	492,00	1
BLMFF 7518B	75	72,5 ÷ 74	510,00	1
BLMFF 8018B	80	77,5 ÷ 79	532,00	1
BLMFF 9018B	90	87,5 ÷ 89	570,00	1
BLMFF 10018B	100	97,5 ÷ 99	612,00	1

PROFILO DI MAGGIORE ESTENSIBILITÀ - EXTENSION PROFILE - VERLÄNGERUNGSPROFIL - PROFIL D'EXTENSION SUPPLÉMENTAIRE

Codice: Code - Artikel - Article	Formato (cm) Size - Format - Dimension	+ cm.	Prezzo (€) Price - Preis - Prix
BLMTP 40B	3,5 x 220	1,5	113,00





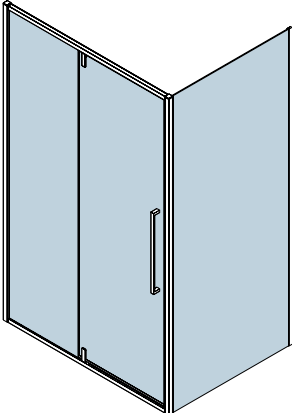


PROFILO A MURO WALL PROFILE WANDPROFIL PROFIL MURAL



MENNA

Articoli speciali su ordinazione - Special Items on request - Sonderanfertigungen auf Bestellung - Produits personnalisés sur demande

LATO FISSO FIXED PANEL - FESTE SEITENWAND - PAROI FIXE		LATO PORTA DOOR - TÜR - PORTE		VETRO SOPRA MURETTO SHOWER GLASS OVER LOW WALL DUSCHWAND ÜBER MAUERSOCKEL PAROI DE DOUCHE SUR MURET	
Altezza max 220 cm. / Larghezza max 125 cm. Height max 220 cm. / Width max 125 cm. Maximale Höhe 220 cm. / Maximale Breite 125 cm. Hauteur 220 cm. maximum / Largeur 125 cm. maximum				X	
 					
PREZZO DI LISTINO AL PEZZO (TRASPARENTE) GROSS PRICE PER PIECE (TRANSPARENT) LISTENPREIS PRO STÜCK (TRANSPARENT) PRIX PUBLIC PAR PIÈCE (TRANSPARENT)		PREVENTIVO SU RICHIESTA PRICE ON REQUEST ANGEBOT AUF ANFRAGE DEVIS SUR DEMANDE		NON DISPONIBILE UNAVAILABLE NICHT VERFÜGBAR PAS DISPONIBLE	
	FASCIA 1: da 0,01 a 0,50 mq Level 1: from 0.01 to 0.5 sqm	€ 724,00	 	X	
	FASCIA 2: da 0,51 a 1,00 mq Level 2: from 0.51 to 1.0 sqm	€ 792,00			
	FASCIA 3: da 1,01 a 1,50 mq Level 3: from 1.01 to 1.5 sqm	€ 1.021,00			
	FASCIA 4: da 1,51 a 2,00 mq Level 4: from 1.51 to 2.0 sqm	€ 1.187,00			
	FASCIA 5: da 2,01 a 2,50 mq Level 5: from 2.01 to 2.5 sqm	€ 1.394,00			
Maggiorazione per vetro Matt, Grey e Bronzo +15%. Surcharge for satin, grey and bronze glass +15%. Aufpreis für satiniertes, graues und bronzefarbene Glas +15%. Majoration pour les verres satinés, fumés et bronzes +15%.		La maggiorazione del 15% va calcolata sui prezzi delle fasce da 1 a 5. The 15% surcharge must be calculated based on the prices of bands 1 to 5. Der Aufschlag von 15 % ist auf die Preisbereiche 1 bis 5 zu berechnen. La majoration de 15 % doit être calculée sur les prix des tranches 1 à 5.			

ATTENZIONE - ATTENTION - ACHTUNG - ATTENTION

CALCOLARE I MQ. DEL PEZZO PER STABILIRE LA FASCIA DI APPARTENENZA.
 Per soluzioni diverse da quelle contemplate contattare ns. ufficio tecnico per avere indicazioni di fattibilità e prezzi.

CALCULATE THE SURFACE (M²) OF THE ARTICLE TO DETERMINE THE PRICE BAND.
 For feasibility and pricing of custom solutions, please contact our technical department.

BERECHNEN SIE DIE FLÄCHE (M²) DES ELEMENTS, UM DIE ZUGEHÖRIGE PREISSTUFE ZU BESTIMMEN. Für Sonderlösungen wenden Sie sich bitte an unsere Technikabteilung, um Informationen zu Machbarkeit und Preisen zu erhalten.

CALCULEZ LA SURFACE (M²) DE L'ÉLÉMENT POUR DÉTERMINER LA TRANCHE DE PRIX.
 Pour toute solution spécifique, veuillez contacter notre service technique pour vérifier la faisabilité et obtenir un devis.

DETTAGLI



Maniglia
Handle
Griff
Poignée



Profilo inferiore con cerniera
Bottom profile with hinge
Unteres Profil mit Scharnier
Profil inférieur avec charnière



Profilo a muro
Wall profile
Wandprofil
Profil mural

MARESANA



**TRATTAMENTO
ANTICALCARE**
Anti-limescale Treatment
Anti-Kalk-Behandlung
Traitement anticalcaire

6^{mm}

MARESANA

PROFILI CROMO LUCIDO / CRISTALLO TRASPARENTE - GLOSSY CHROME PROFILES / CLEAR GLASS
POLIERTE VERCHROMTE PROFILE - TRANSPARENTES KRISTALLGLAS / PROFILS CHROMÉS BRILLANTS - VERRÉ TRANSPARENT

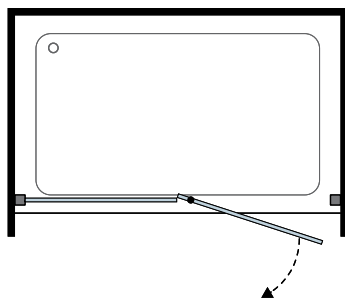
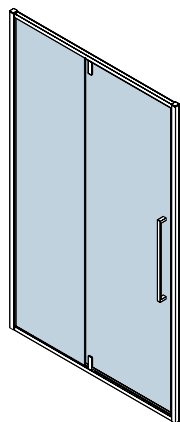
6
mm

Battente
Pivot

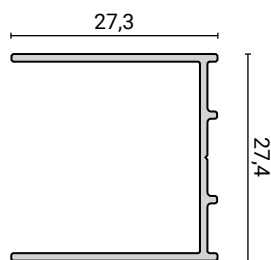
Codice Code - Artikel - Article	Formato (cm) Size - Format - Dimension	Estensibilità Adj. range - Verstellbereich - Plage d'ajust.	Prezzo unitario Price - Preis - Prix		Ingombro porta Door clr. - Türraumbedarf - Esp. ouv. porte	Lato porta Door - Tür - Porte
BLPBM 9026	90	87 ÷ 90	706,00	54,0	54,0	•
BLPBM 10026	100	97 ÷ 100	736,00	59,0	59,0	•
BLPBM 11026	110	107 ÷ 110	764,00	59,0	59,0	•
BLPBM 12026	120	117 ÷ 120	792,00	59,0	59,0	•
BLPBM 13026	130	127 ÷ 130	821,00	59,0	59,0	•
BLPBM 14026	140	137 ÷ 140	848,00	59,0	59,0	•

PROFILO DI MAGGIORE ESTENSIBILITÀ - EXTENSION PROFILE - VERLÄNGERUNGSPROFIL - PROFIL D'EXTENSION SUPPLÉMENTAIRE

Codice: Code - Artikel - Article	Formato (cm) Size - Format - Dimension	+ cm.	Prezzo (€) Price - Preis - Prix
BLMTP 28	4,2 x 200	1,5	70,00



PROFILO A MURO LATO PORTA
WALL PROFILE FOR DOOR
WANDPROFIL FÜR TÜRSEITE
PROFIL MURAL CÔTÉ PORTE



MARESANA



**TRATTAMENTO
ANTICALCARE**
Anti-limescale Treatment
Anti-Kalk-Behandlung
Traitement anticalcaire


6^{mm}

MARESANA

PROFILI CROMO LUCIDO / CRISTALLO TRASPARENTE - GLOSSY CHROME PROFILES / CLEAR GLASS
POLIERTE VERCHROMTE PROFILE - TRANSPARENTES KRISTALLGLAS / PROFILS CHROMÉS BRILLANTS - VERRÉ TRANSPARENT

6
mm

Battente
Pivot

Codice Code - Artikel - Article	Formato (cm) Size - Format - Dimension	Estensibilità Adj. range - Verstellbereich - Plage d'ajust.	Prezzo unitario Price - Preis - Prix		Ingombro porta Door clr. - Türraumbedarf - Esp. ouv. porte	Lato porta Door - Tür - Porte
BLPBM 9026	90	87 ÷ 90	706,00	54,0	54,0	•
BLPBM 10026	100	97 ÷ 100	736,00	59,0	59,0	•
BLPBM 11026	110	107 ÷ 110	764,00	59,0	59,0	•
BLPBM 12026	120	117 ÷ 120	792,00	59,0	59,0	•
BLPBM 13026	130	127 ÷ 130	821,00	59,0	59,0	•
BLPBM 14026	140	137 ÷ 140	848,00	59,0	59,0	•

PROFILO DI MAGGIORE ESTENSIBILITÀ - EXTENSION PROFILE - VERLÄNGERUNGSPROFIL - PROFIL D'EXTENSION SUPPLÉMENTAIRE

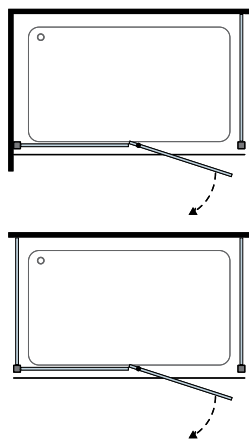
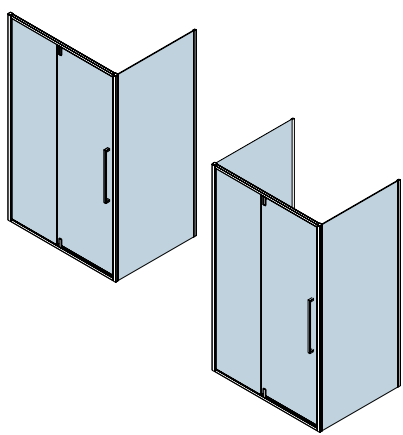
Codice: Code - Artikel - Article	Formato (cm) Size - Format - Dimension	+ cm.	Prezzo (€) Price - Preis - Prix
BLMTP 28	4,2 x 200	1,5	70,00

Codice Code - Artikel - Article	Formato (cm) Size - Format - Dimension	Estensibilità Adj. range - Verstellbereich - Plage d'ajust.	Prezzo unitario Price - Preis - Prix	Parete fissa - Pezzi da ordinare Side - Necessary pieces Seite - Notwendige Stücke Paroi fixe - Paroi à commander
BLPMTF 7016	70	67,5 ÷ 69	341,00	1/2
BLPMTF 7516	75	72,5 ÷ 74	368,00	1/2
BLPMTF 8016	80	77,5 ÷ 79	371,00	1/2
BLPMTF 9016	90	87,5 ÷ 89	400,00	1/2

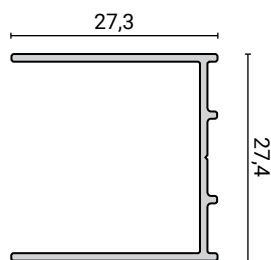
PROFILO DI MAGGIORE ESTENSIBILITÀ PER LATO FISSO

EXTENSION PROFILE FOR SIDE - VERLÄNGERUNGSPROFIL FÜR SEITENWAND - PROFIL D'EXTENSION SUPPLÉMENTAIRE DE LA PAROI FIXE

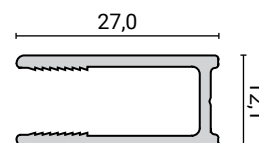
Codice: Code - Artikel - Article	Formato (cm) Size - Format - Dimension	+ cm.	Prezzo (€) Price - Preis - Prix
BLMTP 29	4,6 x 200	1,5	70,00



PROFILO A MURO LATO PORTA
WALL PROFILE FOR DOOR
WANDPROFIL FÜR TÜRSEITE
PROFIL MURAL CÔTÉ PORTE



PROFILO A MURO LATO FISSO
WALL PROFILE SIDE PANEL
WANDPROFIL FÜR SEITENWAND
PROFIL MURAL LATÉRAL FIXE



MARESANA NICKEL



**TRATTAMENTO
ANTICALCARE**
Anti-limescale Treatment
Anti-Kalk-Behandlung
Traitement anticalcaire

6^{mm}

MARESANA NICKEL

PROFILI NICKEL SPAZZOLATO / CRISTALLO TRASPARENTE - BRUSHED NICKEL PROFILES / CLEAR GLASS
GEBÜRSTETE NICKEL PROFILE / TRANSPARENTES KRISTALLGLAS - PROFILS NICKEL BROSSÉ / VERRÉ TRANSPARENT

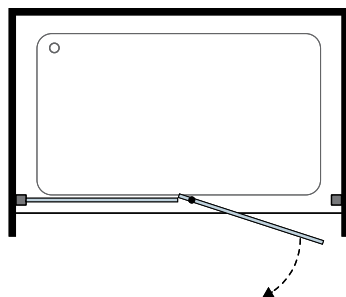

6
mm

Battente
Pivot

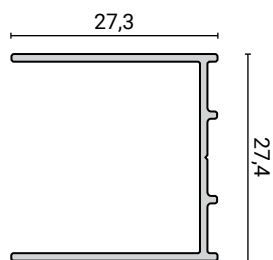
Codice Code - Artikel - Article	Formato (cm) Size - Format - Dimension	Estensibilità Adj. range - Verstellbereich - Plage d'ajust.	Prezzo unitario Price - Preis - Prix		Ingombro porta Door clr. - Türraumbedarf - Esp. ouv. porte	Lato porta Door - Tür - Porte
BLPBM 9026N	90	87 ÷ 90	796,00	54,0	54,0	•
BLPBM 10026N	100	97 ÷ 100	826,00	59,0	59,0	•
BLPBM 11026N	110	107 ÷ 110	854,00	59,0	59,0	•
BLPBM 12026N	120	117 ÷ 120	884,00	59,0	59,0	•
BLPBM 13026N	130	127 ÷ 130	914,00	59,0	59,0	•
BLPBM 14026N	140	137 ÷ 140	943,00	59,0	59,0	•

PROFILO DI MAGGIORE ESTENSIBILITÀ - EXTENSION PROFILE - VERLÄNGERUNGSPROFIL - PROFIL D'EXTENSION SUPPLÉMENTAIRE

Codice: Code - Artikel - Article	Formato (cm) Size - Format - Dimension	+ cm.	Prezzo (€) Price - Preis - Prix
BLMTP 28N	4,2 x 200	1,5	82,00



PROFILO A MURO LATO PORTA
WALL PROFILE FOR DOOR
WANDPROFIL FÜR TÜRSEITE
PROFIL MURAL CÔTÉ PORTE



MARESANA NICKEL



**TRATTAMENTO
ANTICALCARE**
Anti-limescale Treatment
Anti-Kalk-Behandlung
Traitement anticalcaire


6^{mm}

MARESANA NICKEL

PROFILI NICKEL SPAZZOLATO / CRISTALLO TRASPARENTE - BRUSHED NICKEL PROFILES / CLEAR GLASS
GEBÜRSTETE NICKEL PROFILE / TRANSPARENTES KRISTALLGLAS - PROFILS NICKEL BROSSÉ / VERRE TRANSPARENT

6
mm

Battente
Pivot

Codice Code - Artikel - Article	Formato (cm) Size - Format - Dimension	Estensibilità Adj. range - Verstellbereich - Plage d'ajust.	Prezzo unitario Price - Preis - Prix		Ingombro porta Door clr. - Türraubbedarf - Esp. ouv. porte	Lato porta Door - Tür - Porte
BLPBM 9026N	90	87 ÷ 90	796,00	54,0	54,0	•
BLPBM 10026N	100	97 ÷ 100	826,00	59,0	59,0	•
BLPBM 11026N	110	107 ÷ 110	854,00	59,0	59,0	•
BLPBM 12026N	120	117 ÷ 120	884,00	59,0	59,0	•
BLPBM 13026N	130	127 ÷ 130	914,00	59,0	59,0	•
BLPBM 14026N	140	137 ÷ 140	943,00	59,0	59,0	•

PROFILO DI MAGGIORE ESTENSIBILITÀ - EXTENSION PROFILE - VERLÄNGERUNGSPROFIL - PROFIL D'EXTENSION SUPPLÉMENTAIRE

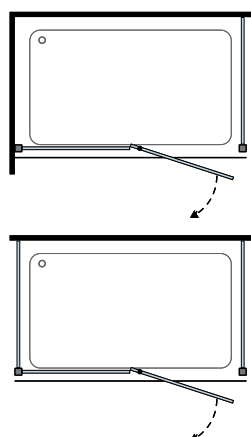
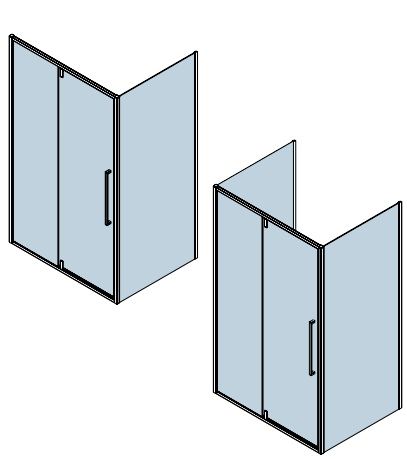
Codice: Code - Artikel - Article	Formato (cm) Size - Format - Dimension	+ cm.	Prezzo (€) Price - Preis - Prix
BLMTP 28N	4,2 x 200	1,5	82,00

Codice Code - Artikel - Article	Formato (cm) Size - Format - Dimension	Estensibilità Adj. range - Verstellbereich - Plage d'ajust.	Prezzo unitario Price - Preis - Prix	Parete fissa - Pezzi da ordinare Side - Necessary pieces Seite - Notwendige Stücke Paroi fixe - Paroi à commander
BLPMTF 7016N	70	67,5 ÷ 69	378,00	1/2
BLPMTF 7516N	75	72,5 ÷ 74	395,00	1/2
BLPMTF 8016N	80	77,5 ÷ 79	412,00	1/2
BLPMTF 9016N	90	87,5 ÷ 89	445,00	1/2

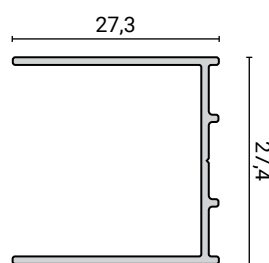
PROFILO DI MAGGIORE ESTENSIBILITÀ PER LATO FISSO

EXTENSION PROFILE FOR SIDE - VERLÄNGERUNGSPROFIL FÜR SEITENWAND - PROFIL D'EXTENSION SUPPLÉMENTAIRE DE LA PAROI FIXE

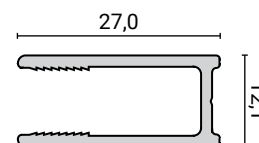
Codice: Code - Artikel - Article	Formato (cm) Size - Format - Dimension	+ cm.	Prezzo (€) Price - Preis - Prix
BLMTP 29N	4,6 x 200	1,5	82,00



PROFILO A MURO LATO PORTA
WALL PROFILE FOR DOOR
WANDPROFIL FÜR TÜRSEITE
PROFIL MURAL CÔTÉ PORTE



PROFILO A MURO LATO FISSO
WALL PROFILE SIDE PANEL
WANDPROFIL FÜR SEITENWAND
PROFIL MURAL LATÉRAL FIXE



MARESANA BLACK



**TRATTAMENTO
ANTICALCARE**
Anti-limescale Treatment
Anti-Kalk-Behandlung
Traitement anticalcaire

6^{mm}

MARESANA BLACK

PROFILI NERO SATINATO / CRISTALLO TRASPARENTE - SATIN BLACK PROFILES / CLEAR GLASS
SATINIERTER SCHWARZE PROFILE / TRANSPARENTES KRISTALLGLAS - PROFILS NOIRS SATINÉS / VERRE TRANSPARENT

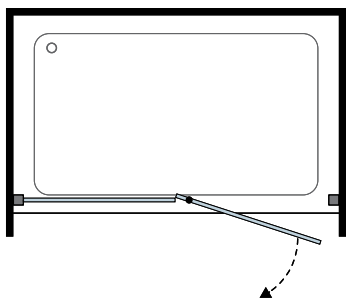

6
mm

Battente
Pivot

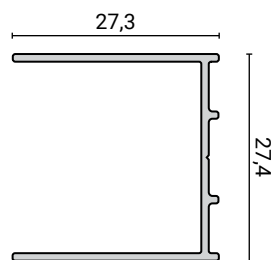
Codice Code - Artikel - Article	Formato (cm) Size - Format - Dimension	Estensibilità Adj. range - Verstellbereich - Plage d'ajust.	Prezzo unitario Price - Preis - Prix		Ingombro porta Door clr. - Türraumbedarf - Esp. ouv. porte	Lato porta Door - Tür - Porte
BLPBM 9026B	90	87 ÷ 90	706,00	54,0	54,0	•
BLPBM 10026B	100	97 ÷ 100	736,00	59,0	59,0	•
BLPBM 11026B	110	107 ÷ 110	764,00	59,0	59,0	•
BLPBM 12026B	120	117 ÷ 120	792,00	59,0	59,0	•
BLPBM 13026B	130	127 ÷ 130	821,00	59,0	59,0	•
BLPBM 14026B	140	137 ÷ 140	848,00	59,0	59,0	•

PROFILO DI MAGGIORE ESTENSIBILITÀ - EXTENSION PROFILE - VERLÄNGERUNGSPROFIL - PROFIL D'EXTENSION SUPPLÉMENTAIRE

Codice: Code - Artikel - Article	Formato (cm) Size - Format - Dimension	+ cm.	Prezzo (€) Price - Preis - Prix
BLMTP 28B	4,2 x 200	1,5	70,00



PROFILO A MURO LATO PORTA
WALL PROFILE FOR DOOR
WANDPROFIL FÜR TÜRSEITE
PROFIL MURAL CÔTÉ PORTE



MARESANA BLACK



TRATTAMENTO ANTICALCARE
Anti-limescale Treatment
Anti-Kalk-Behandlung
Traitement anticalcaire


6^{mm}

MARESANA BLACK

PROFILI NERO SATINATO / CRISTALLO TRASPARENTE - SATIN BLACK PROFILES / CLEAR GLASS
SATINIERTA SCHWARZE PROFILE / TRANSPARENTES KRISTALLGLAS - PROFILS NOIRS SATINÉS / VERRE TRANSPARENT

6
mm

Battente
Pivot

Codice Code - Artikel - Article	Formato (cm) Size - Format - Dimension	Estensibilità Adj. range - Verstellbereich - Plage d'ajust.	Prezzo unitario Price - Preis - Prix		Ingombro porta Door clr. - Türraubedarf - Esp. ouv. porte	Lato porta Door - Tür - Porte
BLPBM 9026B	90	87 ÷ 90	706,00	54,0	54,0	•
BLPBM 10026B	100	97 ÷ 100	736,00	59,0	59,0	•
BLPBM 11026B	110	107 ÷ 110	764,00	59,0	59,0	•
BLPBM 12026B	120	117 ÷ 120	792,00	59,0	59,0	•
BLPBM 13026B	130	127 ÷ 130	821,00	59,0	59,0	•
BLPBM 14026B	140	137 ÷ 140	848,00	59,0	59,0	•

PROFILO DI MAGGIORE ESTENSIBILITÀ - EXTENSION PROFILE - VERLÄNGERUNGSPROFIL - PROFIL D'EXTENSION SUPPLÉMENTAIRE

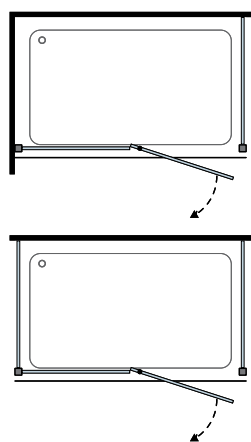
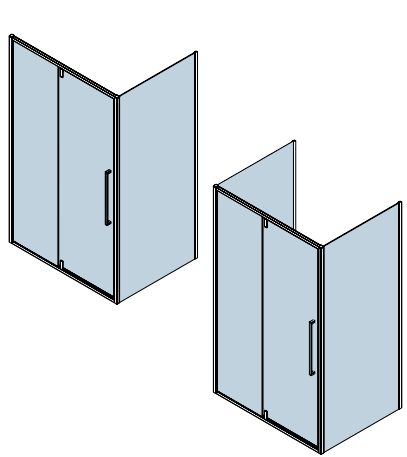
Codice: Code - Artikel - Article	Formato (cm) Size - Format - Dimension	+ cm.	Prezzo (€) Price - Preis - Prix
BLMTP 28B	4,2 x 200	1,5	70,00

Codice Code - Artikel - Article	Formato (cm) Size - Format - Dimension	Estensibilità Adj. range - Verstellbereich - Plage d'ajust.	Prezzo unitario Price - Preis - Prix	Parete fissa - Pezzi da ordinare Side - Necessary pieces Seite - Notwendige Stücke Paroi fixe - Paroi à commander
BLPMTF 7016B	70	67,5 ÷ 69	341,00	1/2
BLPMTF 7516B	75	72,5 ÷ 74	368,00	1/2
BLPMTF 8016B	80	77,5 ÷ 79	371,00	1/2
BLPMTF 9016B	90	87,5 ÷ 89	400,00	1/2

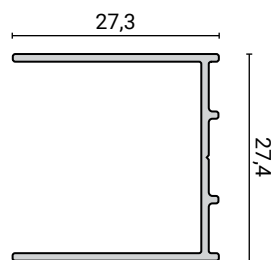
PROFILO DI MAGGIORE ESTENSIBILITÀ PER LATO FISSO

EXTENSION PROFILE FOR SIDE - VERLÄNGERUNGSPROFIL FÜR SEITENWAND - PROFIL D'EXTENSION SUPPLÉMENTAIRE DE LA PAROI FIXE

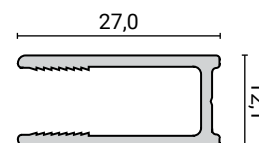
Codice: Code - Artikel - Article	Formato (cm) Size - Format - Dimension	+ cm.	Prezzo (€) Price - Preis - Prix
BLMTP 29B	4,6 x 200	1,5	70,00



PROFILO A MURO LATO PORTA
WALL PROFILE FOR DOOR
WANDPROFIL FÜR TÜRSEITE
PROFIL MURAL CÔTÉ PORTE




PROFILO A MURO LATO FISSO
WALL PROFILE SIDE PANEL
WANDPROFIL FÜR SEITENWAND
PROFIL MURAL LATÉRAL FIXE



MARESANA

Articoli speciali su ordinazione - Special Items on request - Sonderanfertigungen auf Bestellung - Produits personnalisés sur demande

LATO FISSO FIXED PANEL - FESTE SEITENWAND - PAROI FIXE	LATO PORTA DOOR - TÜR - PORTE	VETRO SOPRA MURETTO SHOWER GLASS OVER LOW WALL DUSCHWAND ÜBER MAUERSOCKEL PAROI DE DOUCHE SUR MURET



PREZZO DI LISTINO AL PEZZO (TRASPARENTE) GROSS PRICE PER PIECE (TRANSPARENT) LISTENPREIS PRO STÜCK (TRANSPARENT) PRIX PUBLIC PAR PIÈCE (TRANSPARENT)	PREVENTIVO SU RICHIESTA PRICE ON REQUEST ANGEBOT AUF ANFRAGE DEVIS SUR DEMANDE	PREVENTIVO SU RICHIESTA PRICE ON REQUEST ANGEBOT AUF ANFRAGE DEVIS SUR DEMANDE
--	--	--

			GRADO		
	FASCIA 1: da 0,01 a 0,50 mq <i>Level 1:</i> from 0.01 to 0.5 sqm	€ 475,00		NON DISPONIBILE UNAVAILABLE NICHT VERFÜGBAR PAS DISPONIBLE	
	FASCIA 2: da 0,51 a 1,00 mq <i>Level 2:</i> from 0.51 to 1.0 sqm	€ 571,00			
	FASCIA 3: da 1,01 a 1,50 mq <i>Level 3:</i> from 1.01 to 1.5 sqm	€ 686,00			
				MURANO	
	FASCIA 4: da 1,51 a 2,00 mq <i>Level 4:</i> from 1.51 to 2.0 sqm	€ 786,00			
	FASCIA 5: da 2,01 a 2,50 mq <i>Level 5:</i> from 2.01 to 2.5 sqm	€ 886,00			
FASCIA 6: da 2,51 a 3,00 mq <i>Level 6:</i> from 3.01 to 3.5 sqm	€ 1.015,00				

Maggiorazione per vetro Matt e Grey +15%.
Surcharge for satin and grey glass +15%.
Aufpreis für satiniertes und graues Glas +15 %.
Majoration pour les verres satinés et fumés +15%

La maggiorazione del 15% va calcolata sui prezzi delle fasce da 1 a 6.
The 15% surcharge must be calculated based on the prices of bands 1 to 6.
Der Aufschlag von 15 % ist auf die Preisbereiche 1 bis 6 zu berechnen.
La majoration de 15 % doit être calculée sur les prix des tranches 1 à 6.

ATTENZIONE - ATTENTION - ACHTUNG - ATTENTION

CALCOLARE I MQ. DEL PEZZO PER STABILIRE LA FASCIA DI APPARTENENZA.
Per soluzioni diverse da quelle contemplate contattare ns. ufficio tecnico per avere indicazioni di fattibilità e prezzi.

CALCULATE THE SURFACE (M²) OF THE ARTICLE TO DETERMINE THE PRICE BAND.
For feasibility and pricing of custom solutions, please contact our technical department.

BERECHNEN SIE DIE FLÄCHE (M²) DES ELEMENTS, UM DIE ZUGEHÖRIGE PREISSTUFE ZU BESTIMMEN. Für Sonderlösungen wenden Sie sich bitte an unsere Technikabteilung, um Informationen zu Machbarkeit und Preisen zu erhalten.

CALCULEZ LA SURFACE (M²) DE L'ÉLÉMENT POUR DÉTERMINER LA TRANCHE DE PRIX. Pour toute solution spécifique, veuillez contacter notre service technique pour vérifier la faisabilité et obtenir un devis.

DETTAGLI

6
mm

Battente
Pivot




Bordo interno del profilo inferiore
Inner edge of the bottom profile
Innere Kante des unteren Profils
Bord intérieur du profil inférieur

Profilo superiore
Top profile
Oberes Profil
Profil supérieur



Copriprofilo superiore
Top cover profile
Obere Profilabdeckung
Cache-profil supérieur



MURANO
Maniglia bianca
White handle
Weisser Griff
Poignée blanche



GRADO
Maniglia
Handle
Griff
Poignée

AVARO



**TRATTAMENTO
ANTICALCARE**
Anti-limescale Treatment
Anti-Kalk-Behandlung
Traitement anticalcaire


6^{mm}

AVARO

PROFILI CROMO LUCIDO / CRISTALLO TRASPARENTE - GLOSSY CHROME PROFILES / CLEAR GLASS
POLIERTE VERCHROMTE PROFILE - TRANSPARENTES KRISTALLGLAS / PROFILS CHROMÉS BRILLANTS - VERRE TRANSPARENT

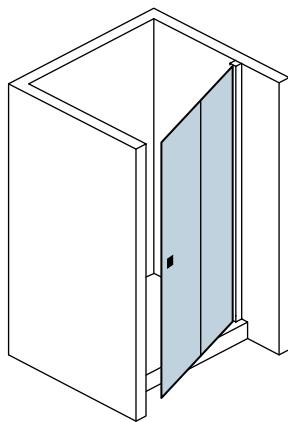
6
mm

Battente
Pivot

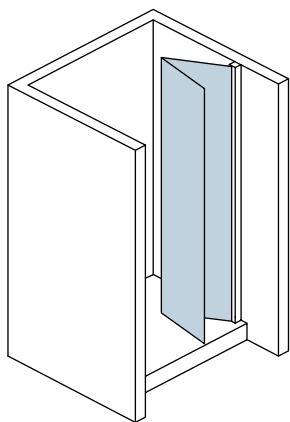
Codice Destro Right Code Tür Rechts Côté droit	Codice Sinistro Left Code Tür Links Côté gauche	Formato (cm) Size Format Dimension	Estensibilità Adj. range Verstellbereich Plage d'ajust.	Prezzo unitario Price Preis Prix	Lato porta Door Tür Porte		Ingombro porta Door clr. Türraumbedarf Esp. ouv. porte
BLAPN 7026-DX	LAPN 7026-SX	70	67 ÷ 71	949,00	●	50,0	33,5
BLAPN 7526-DX	LAPN 7526-SX	75	72 ÷ 76	962,00	●	55,0	36,0
BLAPN 8026-DX	LAPN 8026-SX	80	77 ÷ 81	978,00	●	59,6	38,5
BLAPN 9026-DX	LAPN 9026-SX	90	87 ÷ 91	1.006,00	●	68,8	43,5
BLAPN 10026-DX	LAPN 10026-SX	100	97 ÷ 101	1.034,00	●	78,0	48,5
BLAPN 12026-DX	LAPN 12026-SX	120	117 ÷ 121	1.091,00	●	96,3	58,5

PROFILO DI MAGGIORE ESTENSIBILITÀ - EXTENSION PROFILE - VERLÄNGERUNGSPROFIL - PROFIL D'EXTENSION SUPPLÉMENTAIRE

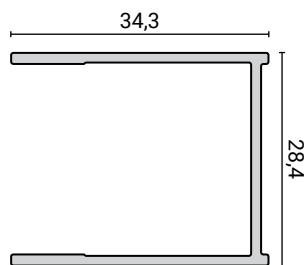
Codice: Code - Artikel - Article	Formato (cm) Size - Format - Dimension	+ cm.	Prezzo (€) Price - Preis - Prix
BLMTP 03E	5,4 x 190	2,0	83,00



VERSIONE DX - RIGHT MODEL



PROFILO A MURO WALL PROFILE WANDPROFIL PROFIL MURAL



-BARRIERS FREE-



AVARO



**TRATTAMENTO
ANTICALCARE**
Anti-limescale Treatment
Anti-Kalk-Behandlung
Traitement anticalcaire


6^{mm}

AVARO

PROFILI CROMO LUCIDO / CRISTALLO TRASPARENTE - GLOSSY CHROME PROFILES / CLEAR GLASS
POLIERTE VERCHROMTE PROFILE - TRANSPARENTES KRISTALLGLAS / PROFILS CHROMÉS BRILLANTS - VERRE TRANSPARENT

6 mm

Battente
Pivot

Codice Destro Right Code Tür Rechts Côté droit	Codice Sinistro Left Code Tür Links Côté gauche	Formato (cm) Size Format Dimension	Estensibilità Adj. range Verstellbereich Plage d'ajust.	Prezzo unitario Price Preis Prix	Lato porta Door Tür Porte		Ingombro porta Door clr. Türraubedarf Esp. ouv. porte
BLAPN 7026-DX	LAPN 7026-SX	70	67 ÷ 71	949,00	●	50,0	33,5
BLAPN 7526-DX	LAPN 7526-SX	75	72 ÷ 76	962,00	●	55,0	36,0
BLAPN 8026-DX	LAPN 8026-SX	80	77 ÷ 81	978,00	●	59,6	38,5
BLAPN 9026-DX	LAPN 9026-SX	90	87 ÷ 91	1.006,00	●	68,8	43,5
BLAPN 10026-DX	LAPN 10026-SX	100	97 ÷ 101	1.034,00	●	78,0	48,5
BLAPN 12026-DX	LAPN 12026-SX	120	117 ÷ 121	1.091,00	●	96,3	58,5

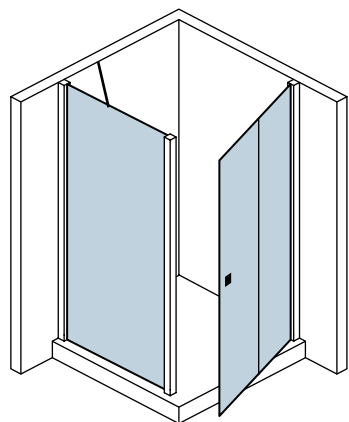
Parete fissa - Pezzi da ordinare

Side - Necessary pieces
Seite - Notwendige Stücke
Paroi fixe - Paroi à commander

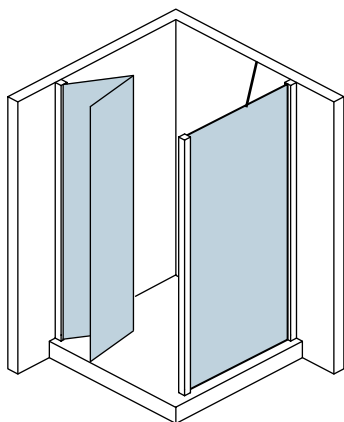
BLPB EVO 17016	70	67 ÷ 69	481,00	1
BLPB EVO 17516	75	72 ÷ 74	498,00	1
BLPB EVO 18016	80	77 ÷ 79	515,00	1
BLPB EVO 18516	85	82 ÷ 84	542,00	1
BLPB EVO 19016	90	87 ÷ 89	548,00	1
BLPB EVO 110016	100	97 ÷ 99	586,00	1

PROFILO DI MAGGIORE ESTENSIBILITÀ - EXTENSION PROFILE - VERLÄNGERUNGSPROFIL - PROFIL D'EXTENSION SUPPLÉMENTAIRE

Codice: Code - Artikel - Article	Formato (cm) Size - Format - Dimension	+ cm.	Prezzo (€) Price - Preis - Prix
BLMTP 03E	5,4 x 190	2,0	83,00

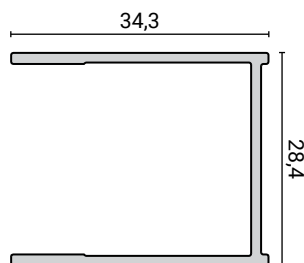


VERSIONE DX - RIGHT MODEL



VERSIONE SX - LEFT MODEL

PROFILO A MURO
WALL PROFILE
WANDPROFIL
PROFIL MURAL




-BARRIERS FREE-



GRIGNA EVO 2

**TRATTAMENTO
ANTICALCARE**
Anti-limescale Treatment
Anti-Kalk-Behandlung
Traitement anticalcaire




6^{mm}

GRIGNA EVO 2

PROFILI CROMO LUCIDO / CRISTALLO TRASPARENTE - GLOSSY CHROME PROFILES / CLEAR GLASS
POLIERTE VERCHROMTE PROFILE - TRANSPARENTES KRISTALLGLAS / PROFILS CHROMÉS BRILLANTS - VERRE TRANSPARENT

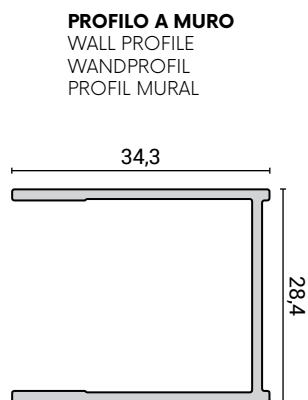
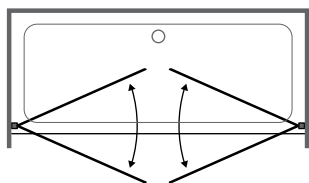

6
mm

Battente
Pivot

Codice Code - Artikel - Article	Formato (cm) Size - Format - Dimension	Estensibilità Adj. range - Verstellbereich - Plage d'ajust.	Prezzo* (€) Price - Preis - Prix	Lato porta Door - Tür - Porte		Ingombro porta Door clr. - Türraumbedarf - Esp. ouv. porte
BLPB3 7026	70	66 ÷ 70	823,00	-	54,0	27,0
BLPB3 7526	75	71 ÷ 75	854,00	-	60,0	29,5
BLPB3 8026	80	76 ÷ 80	846,00	-	64,0	32,0
BLPB3 8526	85	81 ÷ 85	863,00	-	70,0	34,5
BLPB3 9026	90	86 ÷ 90	869,00	-	74,0	37,0
BLPB3 9526	95	91 ÷ 95	902,00	-	79,0	39,5
BLPB3 10026	100	96 ÷ 100	906,00	-	84,0	42,0
BLPB3 10526	105	101 ÷ 105	920,00	-	89,0	44,5
BLPB3 11026	110	106 ÷ 110	931,00	-	94,0	47,0
BLPB3 11526	115	111 ÷ 115	944,00	-	99,0	49,5
BLPB3 12026	120	116 ÷ 120	956,00	-	104,0	52,0
BLPB3 13026	130	126 ÷ 130	992,00	-	114,0	57,0
BLPB3 14026	140	136 ÷ 140	1.019,00	-	124,0	62,0

PROFILO DI MAGGIORE ESTENSIBILITÀ - EXTENSION PROFILE - VERLÄNGERUNGSPROFIL - PROFIL D'EXTENSION SUPPLÉMENTAIRE

Codice: Code - Artikel - Article	Formato (cm) Size - Format - Dimension	+ cm.	Prezzo (€) Price - Preis - Prix
BLMTP 03F	5,4 x 200	2,0	85,00



GRIGNA EVO 2

**TRATTAMENTO
ANTICALCARE**
Anti-limescale Treatment
Anti-Kalk-Behandlung
Traitement anticalcaire




6^{mm}

GRIGNA EVO 2

PROFILI CROMO LUCIDO / CRISTALLO TRASPARENTE - GLOSSY CHROME PROFILES / CLEAR GLASS
POLIERTE VERCHROMTE PROFILE - TRANSPARENTES KRISTALLGLAS / PROFILS CHROMÉS BRILLANTS - VERRE TRANSPARENT

6
mm

Battente
Pivot

Codice Code - Artikel - Article	Formato (cm) Size - Format - Dimension	Estensibilità Adj. range - Verstellbereich - Plage d'ajust.	Prezzo* (€) Price - Preis - Prix	Lato porta Door - Tür - Porte		Ingombro porta Door clr. - Türraumbedarf - Esp. ouv. porte
BLPB3 7026	70	66 ÷ 70	823,00	-	54,0	27,0
BLPB3 7526	75	71 ÷ 75	854,00	-	60,0	29,5
BLPB3 8026	80	76 ÷ 80	846,00	-	64,0	32,0
BLPB3 8526	85	81 ÷ 85	863,00	-	70,0	34,5
BLPB3 9026	90	86 ÷ 90	869,00	-	74,0	37,0
BLPB3 9526	95	91 ÷ 95	902,00	-	79,0	39,5
BLPB3 10026	100	96 ÷ 100	906,00	-	84,0	42,0
BLPB3 10526	105	101 ÷ 105	920,00	-	89,0	44,5
BLPB3 11026	110	106 ÷ 110	931,00	-	94,0	47,0
BLPB3 11526	115	111 ÷ 115	944,00	-	99,0	49,5
BLPB3 12026	120	116 ÷ 120	956,00	-	104,0	52,0
BLPB3 13026	130	126 ÷ 130	992,00	-	114,0	57,0
BLPB3 14026	140	136 ÷ 140	1.019,00	-	124,0	62,0

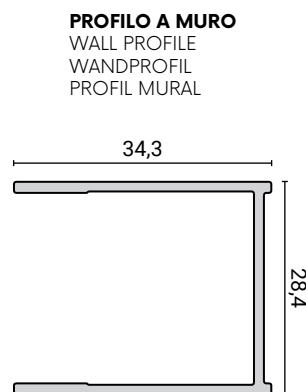
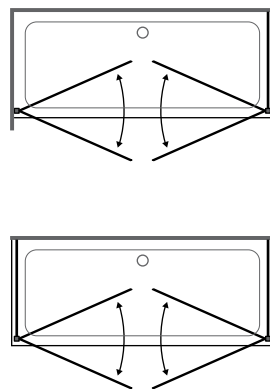
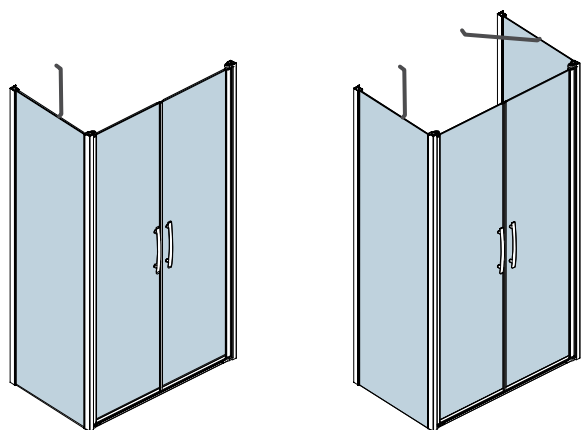
Parete fissa - pezzi da ordinare

Side - Necessary pieces
Seite - Notwendige Stücke
Paroi fixe - Paroi à commander

BLPB3 17016	70	67 ÷ 69	494,00	1/2
BLPB3 17516	75	72 ÷ 74	512,00	1/2
BLPB3 18016	80	77 ÷ 79	528,00	1/2
BLPB3 18516	85	82 ÷ 84	557,00	1/2
BLPB3 19016	90	87 ÷ 89	563,00	1/2
BLPB3 110016	100	97 ÷ 99	599,00	1/2

PROFILO DI MAGGIORE ESTENSIBILITÀ - EXTENSION PROFILE - VERLÄNGERUNGSPROFIL - PROFIL D'EXTENSION SUPPLÉMENTAIRE

Codice: Code - Artikel - Article	Formato (cm) Size - Format - Dimension	+ cm.	Prezzo (€) Price - Preis - Prix
MBLTP 03F	5,4 x 200	2,0	85,00



GRIGNA EVO 2 BLACK

**TRATTAMENTO
ANTICALCARE**
Anti-limescale Treatment
Anti-Kalk-Behandlung
Traitement anticalcaire




6^{mm}

GRIGNA EVO 2 BLACK

PROFILI NERO SATINATO / CRISTALLO TRASPARENTE - SATIN BLACK PROFILES / CLEAR GLASS
SATINIERTES SCHWARZE PROFILE / TRANSPARENTES KRISTALLGLAS - PROFILS NOIRS SATINÉS / VERRE TRANSPARENT

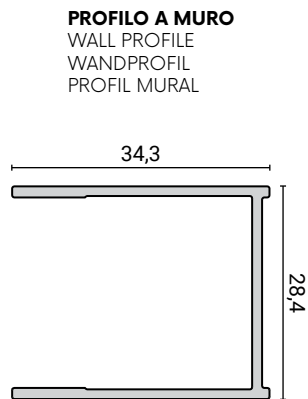
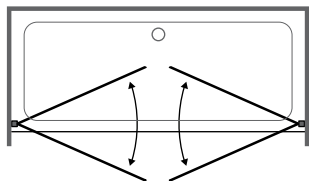

6
mm

Battente
Pivot

Codice Code - Artikel - Article	Formato (cm) Size - Format - Dimension	Estensibilità Adj. range - Verstellbereich - Plage d'ajust.	Prezzo* (€) Price - Preis - Prix	Lato porta Door - Tür - Porte		Ingombro porta Door clr. - Türraumbedarf - Esp. ouv. porte
BLPB3 8026BT	80	76 ÷ 80	906,00	-	64,0	32,0
BLPB3 9026BT	90	86 ÷ 90	938,00	-	74,0	37,0
BLPB3 10026BT	100	96 ÷ 100	966,00	-	84,0	42,0
BLPB3 11026BT	110	106 ÷ 110	980,00	-	94,0	47,0
BLPB3 11526BT	115	111 ÷ 115	994,00	-	99,0	49,5
BLPB3 12026BT	120	116 ÷ 120	1.007,00	-	104,0	52,0
BLPB3 14026BT	140	136 ÷ 140	1.088,00	-	124,0	62,0

PROFILO DI MAGGIORE ESTENSIBILITÀ - EXTENSION PROFILE - VERLÄNGERUNGSPROFIL - PROFIL D'EXTENSION SUPPLÉMENTAIRE

Codice: Code - Artikel - Article	Formato (cm) Size - Format - Dimension	+ cm.	Prezzo (€) Price - Preis - Prix
BLMTP 03FB	5,4 x 200	2,0	88,00



GRIGNA EVO 2 BLACK

**TRATTAMENTO
ANTICALCARE**
Anti-limescale Treatment
Anti-Kalk-Behandlung
Traitement anticalcaire




6^{mm}

GRIGNA EVO 2 BLACK

PROFILI NERO SATINATO / CRISTALLO TRASPARENTE - SATIN BLACK PROFILES / CLEAR GLASS
SATINIERTES SCHWARZE PROFILE / TRANSPARENTES KRISTALLGLAS - PROFILS NOIRS SATINÉS / VERRE TRANSPARENT

6
mm

Battente
Pivot

Codice Code - Artikel - Article	Formato (cm) Size - Format - Dimension	Estensibilità Adj. range - Verstellbereich - Plage d'ajust.	Prezzo* (€) Price - Preis - Prix	Lato porta Door - Tür - Porte		Ingombro porta Door clr. - Türraumbedarf - Esp. ouv. porte
BLPB3 8026BT	80	76 ÷ 80	906,00	-	64,0	32,0
BLPB3 9026BT	90	86 ÷ 90	938,00	-	74,0	37,0
BLPB3 10026BT	100	96 ÷ 100	966,00	-	84,0	42,0
BLPB3 11026BT	110	106 ÷ 110	980,00	-	94,0	47,0
BLPB3 11526BT	115	111 ÷ 115	994,00	-	99,0	49,5
BLPB3 12026BT	120	116 ÷ 120	1.007,00	-	104,0	52,0
BLPB3 14026BT	140	136 ÷ 140	1.088,00	-	124,0	62,0

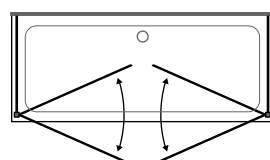
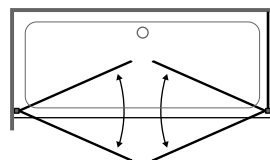
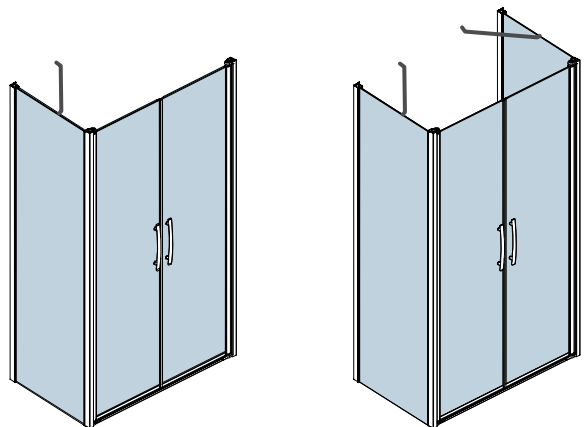
Parete fissa - Pezzi da ordinare

Side - Necessary pieces
Seite - Notwendige Stücke
Paroi fixe - Paroi à commander

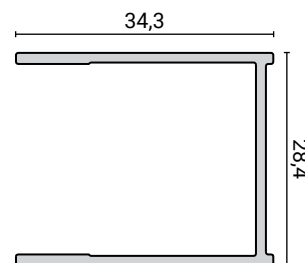
BLPB3 17016BT	70	67 ÷ 69	533,00	1/2
BLPB3 18016BT	80	77 ÷ 79	570,00	1/2
BLPB3 19016BT	90	87 ÷ 89	608,00	1/2

PROFILO DI MAGGIORE ESTENSIBILITÀ - EXTENSION PROFILE - VERLÄNGERUNGSPROFIL - PROFIL D'EXTENSION SUPPLÉMENTAIRE

Codice: Code - Artikel - Article	Formato (cm) Size - Format - Dimension	+ cm.	Prezzo (€) Price - Preis - Prix
BLMTP 03FB	5,4 x 200	2,0	88,00



PROFILO A MURO WALL PROFILE WANDPROFIL PROFIL MURAL



GRIGNA EVO 2 BLACK GREY




6^{mm}

GRIGNA EVO 2 BLACK GREY

PROFILI NERO SATINATO / CRISTALLO GREY - SATIN BLACK PROFILES / GREY GLASS
SATINIERTER SCHWARZE PROFILE / GRAUES GLAS - PROFILS NOIRS SATINÉS / VERRE FUMÉ

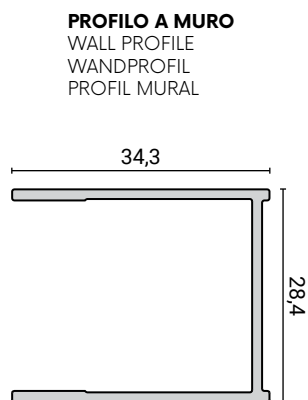
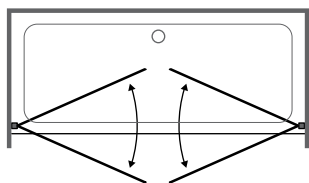

6
mm

Battente
Pivot

Codice Code - Artikel - Article	Formato (cm) Size - Format - Dimension	Estensibilità Adj. range - Verstellbereich - Plage d'ajust.	Prezzo* (€) Price - Preis - Prix	Lato porta Door - Tür - Porte		Ingombro porta Door clr. - Türraumbedarf - Esp. ouv. porte
BLPB3 8026B	80	76 ÷ 80	906,00	-	64,0	32,0
BLPB3 9026B	90	86 ÷ 90	938,00	-	74,0	37,0
BLPB3 10026B	100	96 ÷ 100	966,00	-	84,0	42,0
BLPB3 11026B	110	106 ÷ 110	980,00	-	94,0	47,0
BLPB3 11526B	115	111 ÷ 115	994,00	-	99,0	49,5
BLPB3 12026B	120	116 ÷ 120	1.007,00	-	104,0	52,0
BLPB3 14026B	140	136 ÷ 140	1.088,00	-	124,0	62,0

PROFILO DI MAGGIORE ESTENSIBILITÀ - EXTENSION PROFILE - VERLÄNGERUNGSPROFIL - PROFIL D'EXTENSION SUPPLÉMENTAIRE

Codice: Code - Artikel - Article	Formato (cm) Size - Format - Dimension	+ cm.	Prezzo (€) Price - Preis - Prix
BLMTP 03FB	5,4 x 200	2,0	88,00



GRIGNA EVO 2 BLACK GREY

**TRATTAMENTO
ANTICALCARE**
Anti-limescale Treatment
Anti-Kalk-Behandlung
Traitement anticalcaire




6^{mm}

GRIGNA EVO 2 BLACK GREY

PROFILI NERO SATINATO / CRISTALLO GREY - SATIN BLACK PROFILES / GREY GLASS
SATINIERTER SCHWARZE PROFILE / GRAUES GLAS - PROFILS NOIRS SATINÉS / VERRE FUMÉ

6
mm

Battente
Pivot

Codice Code - Artikel - Article	Formato (cm) Size - Format - Dimension	Estensibilità Adj. range - Verstellbereich - Plage d'ajust.	Prezzo* (€) Price - Preis - Prix	Lato porta Door - Tür - Porte		Ingombro porta Door clr. - Türraumbedarf - Esp. ouv. porte
BLPB3 8026B	80	76 ÷ 80	906,00	-	64,0	32,0
BLPB3 9026B	90	86 ÷ 90	938,00	-	74,0	37,0
BLPB3 10026B	100	96 ÷ 100	966,00	-	84,0	42,0
BLPB3 11026B	110	106 ÷ 110	980,00	-	94,0	47,0
BLPB3 11526B	115	111 ÷ 115	994,00	-	99,0	49,5
BLPB3 12026B	120	116 ÷ 120	1.007,00	-	104,0	52,0
BLPB3 14026B	140	136 ÷ 140	1.088,00	-	124,0	62,0

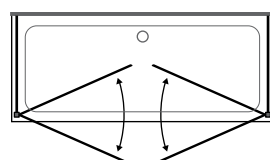
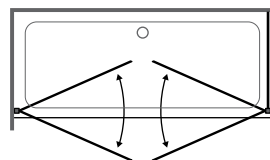
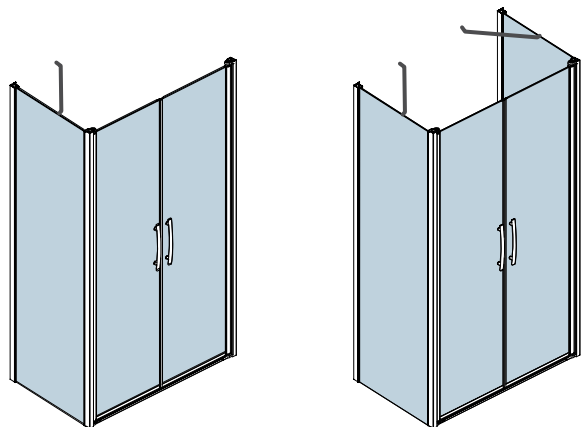
Parete fissa - Pezzi da ordinare

Side - Necessary pieces
Seite - Notwendige Stücke
Paroi fixe - Paroi à commander

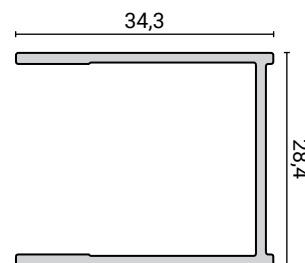
BLPB3 17016B	70	67 ÷ 69	533,00	1/2
BLPB3 18016B	80	77 ÷ 79	570,00	1/2
BLPB3 19016B	90	87 ÷ 89	608,00	1/2

PROFILO DI MAGGIORE ESTENSIBILITÀ - EXTENSION PROFILE - VERLÄNGERUNGSPROFIL - PROFIL D'EXTENSION SUPPLÉMENTAIRE

Codice: Code - Artikel - Article	Formato (cm) Size - Format - Dimension	+ cm.	Prezzo (€) Price - Preis - Prix
BLMTP 03FB	5,4 x 200	2,0	88,00



PROFILO A MURO WALL PROFILE WANDPROFIL PROFIL MURAL



GRIGNA EVO 2 MATT




6^{mm}

GRIGNA EVO 2 MATT

PROFILI CROMO LUCIDO / CRISTALLO SATINATO - GLOSSY CHROME PROFILES / SATIN GLASS
POLIERTE VERCHROMTE PROFILE / SATINIERTES GLAS - PROFILS CHROMÉS BRILLANTS / VERRE SATINÉ

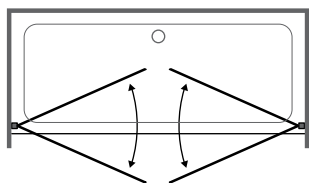

6
mm

Battente
Pivot

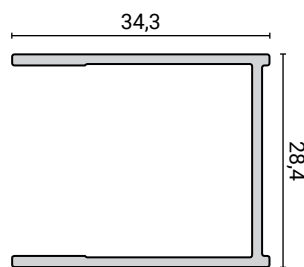
Codice Code - Artikel - Article	Formato (cm) Size - Format - Dimension	Estensibilità Adj. range - Verstellbereich - Plage d'ajust.	Prezzo* (€) Price - Preis - Prix	Lato porta Door - Tür - Porte		Ingombro porta Door clr. - Türraumbedarf - Esp. ouv. porte
BLPB3 7026M	70	66 ÷ 70	877,00	-	54,0	27,0
BLPB3 7526M	75	71 ÷ 75	900,00	-	60,0	29,5
BLPB3 8026M	80	76 ÷ 80	908,00	-	64,0	32,0
BLPB3 8526M	85	81 ÷ 85	923,00	-	70,0	34,5
BLPB3 9026M	90	86 ÷ 90	937,00	-	74,0	37,0
BLPB3 10026M	100	96 ÷ 100	982,00	-	84,0	42,0
BLPB3 11026M	110	106 ÷ 110	1.015,00	-	94,0	47,0
BLPB3 12026M	120	116 ÷ 120	1.049,00	-	104,0	52,0
BLPB3 14026M	140	136 ÷ 140	1.104,00	-	124,0	62,0

PROFILO DI MAGGIORE ESTENSIBILITÀ - EXTENSION PROFILE - VERLÄNGERUNGSPROFIL - PROFIL D'EXTENSION SUPPLÉMENTAIRE

Codice: Code - Artikel - Article	Formato (cm) Size - Format - Dimension	+ cm.	Prezzo (€) Price - Preis - Prix
BLMTP 03F	5,4 x 200	2,0	85,00



PROFILO A MURO
WALL PROFILE
WANDPROFIL
PROFIL MURAL



GRIGNA EVO 2 MATT

**TRATTAMENTO
ANTICALCARE**

Anti-limescale Treatment
Anti-Kalk-Behandlung
Traitement anticalcaire




6^{mm}

GRIGNA EVO 2 MATT

PROFILI CROMO LUCIDO / CRISTALLO SATINATO - GLOSSY CHROME PROFILES / SATIN GLASS
POLIERTE VERCHROMTE PROFILE / SATINIERTES GLAS - PROFILS CHROMÉS BRILLANTS / VERRE SATINÉ

6
mm

Battente
Pivot

Codice Code - Artikel - Article	Formato (cm) Size - Format - Dimension	Estensibilità Adj. range - Verstellbereich - Plage d'ajust.	Prezzo* (€) Price - Preis - Prix	Lato porta Door - Tür - Porte		Ingombro porta Door clr. - Türraumbedarf - Esp. ouv. porte
BLPB3 7026M	70	66 ÷ 70	877,00	-	54,0	27,0
BLPB3 7526M	75	71 ÷ 75	900,00	-	60,0	29,5
BLPB3 8026M	80	76 ÷ 80	908,00	-	64,0	32,0
BLPB3 8526M	85	81 ÷ 85	923,00	-	70,0	34,5
BLPB3 9026M	90	86 ÷ 90	937,00	-	74,0	37,0
BLPB3 10026M	100	96 ÷ 100	982,00	-	84,0	42,0
BLPB3 11026M	110	106 ÷ 110	1.015,00	-	94,0	47,0
BLPB3 12026M	120	116 ÷ 120	1.049,00	-	104,0	52,0
BLPB3 14026M	140	136 ÷ 140	1.104,00	-	124,0	62,0

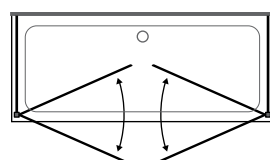
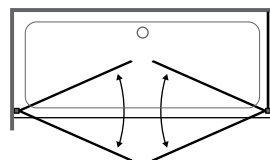
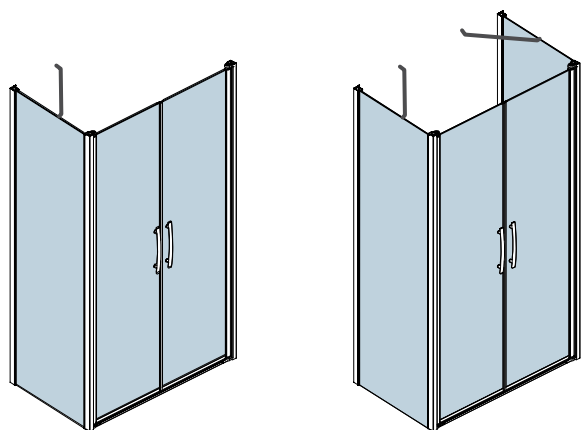
Parete fissa - Pezzi da ordinare

Side - Necessary pieces
Seite - Notwendige Stücke
Paroi fixe - Paroi à commander

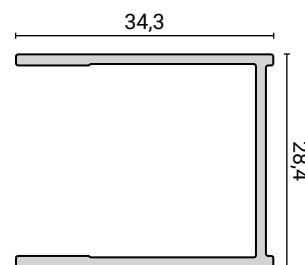
BLPB3 17016M	70	67 ÷ 69	544,00	1/2
BLPB3 17516M	75	72 ÷ 74	563,00	1/2
BLPB3 18016M	80	77 ÷ 79	582,00	1/2
BLPB3 19016M	90	87 ÷ 89	618,00	1/2

PROFILO DI MAGGIORE ESTENSIBILITÀ - EXTENSION PROFILE - VERLÄNGERUNGSPROFIL - PROFIL D'EXTENSION SUPPLÉMENTAIRE

Codice: Code - Artikel - Article	Formato (cm) Size - Format - Dimension	+ cm.	Prezzo (€) Price - Preis - Prix
BLMTP 03F	5,4 x 200	2,0	85,00



PROFILO A MURO WALL PROFILE WANDPROFIL PROFIL MURAL



GRIGNETTA EVO 1

TRATTAMENTO ANTICALCARE

Anti-limescale Treatment
Anti-Kalk-Behandlung
Traitement anticalcaire




6^{mm}

GRIGNETTA EVO 1

PROFILI CROMO LUCIDO / CRISTALLO TRASPARENTE - GLOSSY CHROME PROFILES / CLEAR GLASS
POLIERTE VERCHROMTE PROFILE - TRANSPARENTES KRISTALLGLAS / PROFILS CHROMÉS BRILLANTS - VERRE TRANSPARENT

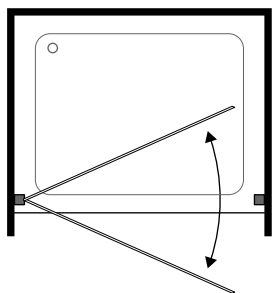
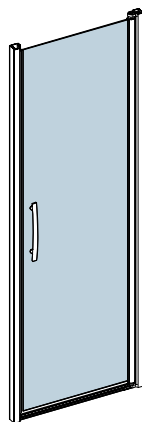
6
mm

Battente
Pivot

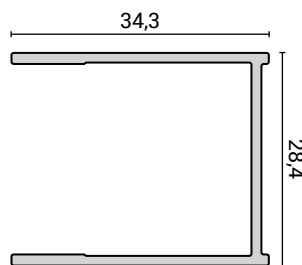
Codice Code - Artikel - Article	Formato (cm) Size - Format - Dimension	Estensibilità Adj. range - Verstellbereich - Plage d'ajust.	Prezzo* (€) Price - Preis - Prix	Lato porta Door - Tür - Porte		Ingombro porta Door clr. - Türraumbedarf - Esp. ouv. porte
BLPB3 7016	70	66 ÷ 70	708,00	-	56,0	56,0
BLPB3 7516	75	71 ÷ 75	718,00	-	61,0	61,0
BLPB3 8016	80	76 ÷ 80	734,00	-	66,0	66,0
BLPB3 8516	85	81 ÷ 85	755,00	-	71,0	71,0
BLPB3 9016	90	86 ÷ 90	762,00	-	76,0	76,0
BLPB3 9516	95	91 ÷ 95	787,00	-	81,0	81,0
BLPB3 10016	100	96 ÷ 100	790,00	-	86,0	86,0

PROFILO DI MAGGIORE ESTENSIBILITÀ - EXTENSION PROFILE - VERLÄNGERUNGSPROFIL - PROFIL D'EXTENSION SUPPLÉMENTAIRE

Codice: Code - Artikel - Article	Formato (cm) Size - Format - Dimension	+ cm.	Prezzo (€) Price - Preis - Prix
BLMTP 03F	5,4 x 200	2,0	85,00



PROFILO A MURO
WALL PROFILE
WANDPROFIL
PROFIL MURAL



GRIGNETTA EVO 1




6^{mm}

GRIGNETTA EVO 1

PROFILI CROMO LUCIDO / CRISTALLO TRASPARENTE - GLOSSY CHROME PROFILES / CLEAR GLASS
POLIERTE VERCHROMTE PROFILE - TRANSPARENTES KRISTALLGLAS / PROFILS CHROMÉS BRILLANTS - VERRE TRANSPARENT

6
mm

Battente
Pivot

Codice Code - Artikel - Article	Formato (cm) Size - Format - Dimension	Estensibilità Adj. range - Verstellbereich - Plage d'ajust.	Prezzo* (€) Price - Preis - Prix	Lato porta Door - Tür - Porte		Ingombro porta Door clr. - Türraumbedarf - Esp. ouv. porte
BLPB3 7016	70	66 ÷ 70	708,00	-	56,0	56,0
BLPB3 7516	75	71 ÷ 75	718,00	-	61,0	61,0
BLPB3 8016	80	76 ÷ 80	734,00	-	66,0	66,0
BLPB3 8516	85	81 ÷ 85	755,00	-	71,0	71,0
BLPB3 9016	90	86 ÷ 90	762,00	-	76,0	76,0
BLPB3 9516	95	91 ÷ 95	787,00	-	81,0	81,0
BLPB3 10016	100	96 ÷ 100	790,00	-	86,0	86,0

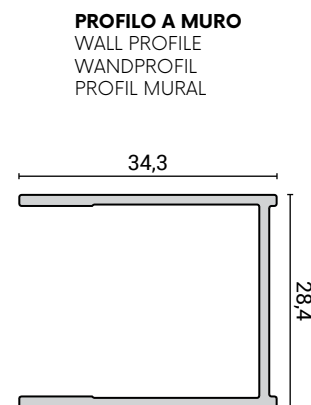
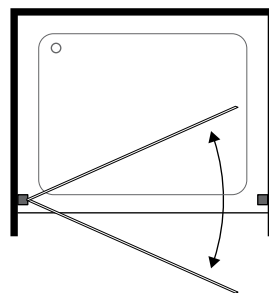
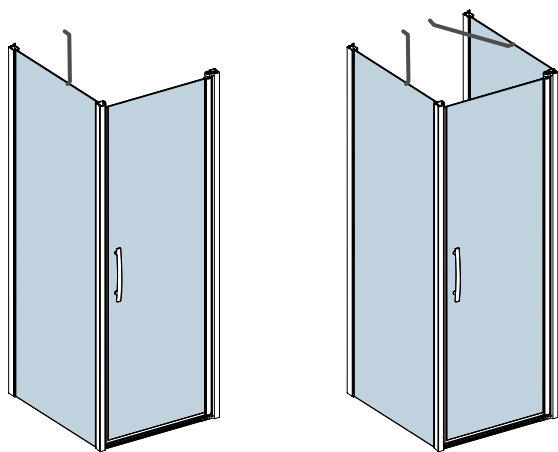
Parete fissa - pezzi da ordinare

Side - Necessary pieces
Seite - Notwendige Stücke
Paroi fixe - Paroi à commander

BLPB3 17016	70	67 ÷ 69	494,00	1/2
BLPB3 17516	75	72 ÷ 74	512,00	1/2
BLPB3 18016	80	77 ÷ 79	528,00	1/2
BLPB3 18516	85	82 ÷ 84	557,00	1/2
BLPB3 19016	90	87 ÷ 89	563,00	1/2
BLPB3 110016	100	97 ÷ 99	599,00	1/2

PROFILO DI MAGGIORE ESTENSIBILITÀ - EXTENSION PROFILE - VERLÄNGERUNGSPROFIL - PROFIL D'EXTENSION SUPPLÉMENTAIRE

Codice: Code - Artikel - Article	Formato (cm) Size - Format - Dimension	+ cm.	Prezzo (€) Price - Preis - Prix
BLMTP 03F	5,4 x 200	2,0	85,00



GRIGNETTA EVO 1 BLACK

**TRATTAMENTO
ANTICALCARE**
Anti-limescale Treatment
Anti-Kalk-Behandlung
Traitement anticalcaire




6^{mm}

GRIGNETTA EVO 1 BLACK

PROFILI NERO SATINATO / CRISTALLO TRASPARENTE - SATIN BLACK PROFILES / CLEAR GLASS
SATINIERTER SCHWARZE PROFILE / TRANSPARENTES KRISTALLGLAS - PROFILS NOIRS SATINÉS / VERRE TRANSPARENT

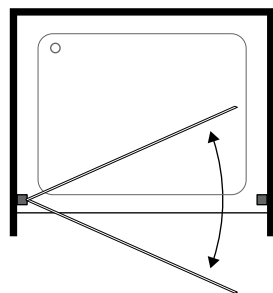
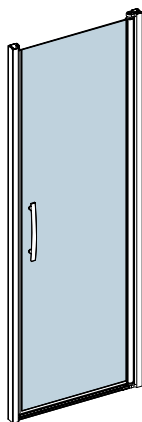
6
mm

Battente
Pivot

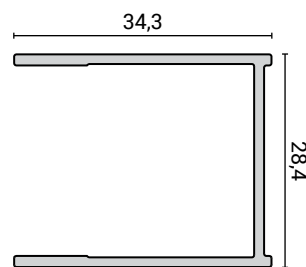
Codice Code - Artikel - Article	Formato (cm) Size - Format - Dimension	Estensibilità Adj. range - Verstellbereich - Plage d'ajust.	Prezzo* (€) Price - Preis - Prix	Lato porta Door - Tür - Porte		Ingombro porta Door clr. - Türraumbedarf - Esp. ouv. porte
BLPB3 7016BT	70	66 ÷ 70	755,00	-	56,0	56,0
BLPB3 7516BT	75	71 ÷ 75	770,00	-	61,0	61,0
BLPB3 8016BT	80	76 ÷ 80	774,00	-	66,0	66,0
BLPB3 8516BT	85	81 ÷ 85	794,00	-	71,0	71,0
BLPB3 9016BT	90	86 ÷ 90	811,00	-	76,0	76,0
BLPB3 9516BT	95	91 ÷ 95	827,00	-	81,0	81,0
BLPB3 10016BT	100	96 ÷ 100	839,00	-	86,0	86,0

PROFILO DI MAGGIORE ESTENSIBILITÀ - EXTENSION PROFILE - VERLÄNGERUNGSPROFIL - PROFIL D'EXTENSION SUPPLÉMENTAIRE

Codice: Code - Artikel - Article	Formato (cm) Size - Format - Dimension	+ cm.	Prezzo (€) Price - Preis - Prix
BLMTP 03FB	5,4 x 200	2,0	88,00



PROFILO A MURO
WALL PROFILE
WANDPROFIL
PROFIL MURAL



GRIGNETTA EVO 1 BLACK

**TRATTAMENTO
ANTICALCARE**
Anti-limescale Treatment
Anti-Kalk-Behandlung
Traitement anticalcaire




6^{mm}

GRIGNETTA EVO 1 BLACK

PROFILI NERO SATINATO / CRISTALLO TRASPARENTE - SATIN BLACK PROFILES / CLEAR GLASS
SATINIERTER SCHWARZE PROFILE / TRANSPARENTES KRISTALLGLAS - PROFILS NOIRS SATINÉS / VERRE TRANSPARENT

6
mm

Battente
Pivot

Codice Code - Artikel - Article	Formato (cm) Size - Format - Dimension	Estensibilità Adj. range - Verstellbereich - Plage d'ajust.	Prezzo* (€) Price - Preis - Prix	Lato porta Door - Tür - Porte		Ingombro porta Door clr. - Türraumbedarf - Esp. ouv. porte
BLPB3 7016BT	70	66 ÷ 70	755,00	-	56,0	56,0
BLPB3 7516BT	75	71 ÷ 75	770,00	-	61,0	61,0
BLPB3 8016BT	80	76 ÷ 80	774,00	-	66,0	66,0
BLPB3 8516BT	85	81 ÷ 85	794,00	-	71,0	71,0
BLPB3 9016BT	90	86 ÷ 90	811,00	-	76,0	76,0
BLPB3 9516BT	95	91 ÷ 95	827,00	-	81,0	81,0
BLPB3 10016BT	100	96 ÷ 100	839,00	-	86,0	86,0

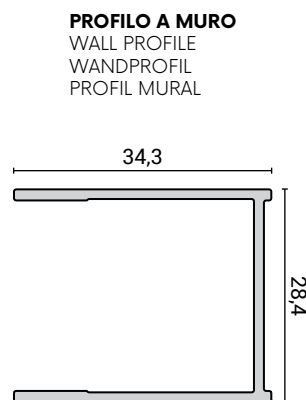
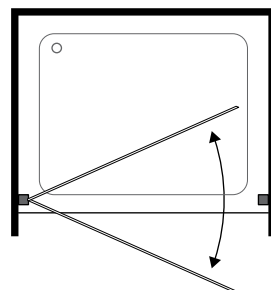
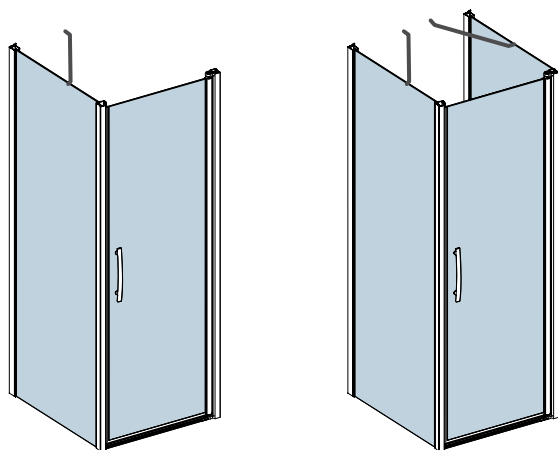
Parete fissa - pezzi da ordinare

Side - Necessary pieces
Seite - Notwendige Stücke
Paroi fixe - Paroi à commander

BLPB3 17016BT	70	67 ÷ 69	533,00	1/2
LBPB3 18016BT	80	77 ÷ 79	570,00	1/2
BLPB3 19016BT	90	87 ÷ 89	608,00	1/2

PROFILO DI MAGGIORE ESTENSIBILITÀ - EXTENSION PROFILE - VERLÄNGERUNGSPROFIL - PROFIL D'EXTENSION SUPPLÉMENTAIRE

Codice: Code - Artikel - Article	Formato (cm) Size - Format - Dimension	+ cm.	Prezzo (€) Price - Preis - Prix
BLMTP 03FB	5,4 x 200	2,0	88,00



GRIGNETTA EVO 1 BLACK GREY

**TRATTAMENTO
ANTICALCARE**
Anti-limescale Treatment
Anti-Kalk-Behandlung
Traitement anticalcaire


6^{mm}

GRIGNETTA EVO 1 BLACK GREY

PROFILI NERO SATINATO / CRISTALLO GREY - SATIN BLACK PROFILES / GREY GLASS
SATINIERTER SCHWARZE PROFILE / GRAUES GLAS - PROFILS NOIRS SATINÉS / VERRE FUMÉ

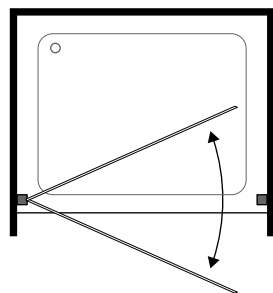

6
mm

Battente
Pivot

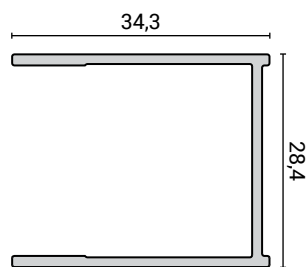
Codice Code - Artikel - Article	Formato (cm) Size - Format - Dimension	Estensibilità Adj. range - Verstellbereich - Plage d'ajust.	Prezzo* (€) Price - Preis - Prix	Lato porta Door - Tür - Porte		Ingombro porta Door clr. - Türraumbedarf - Esp. ouv. porte
BLPB3 7016B	70	66 ÷ 70	755,00	-	56,0	56,0
BLPB3 7516B	75	71 ÷ 75	770,00	-	61,0	61,0
BLPB3 8016B	80	76 ÷ 80	774,00	-	66,0	66,0
BLPB3 8516B	85	81 ÷ 85	794,00	-	71,0	71,0
BLPB3 9016B	90	86 ÷ 90	811,00	-	76,0	76,0
BLPB3 9516B	95	91 ÷ 95	827,00	-	81,0	81,0
BLPB3 10016B	100	96 ÷ 100	839,00	-	86,0	86,0

PROFILO DI MAGGIORE ESTENSIBILITÀ - EXTENSION PROFILE - VERLÄNGERUNGSPROFIL - PROFIL D'EXTENSION SUPPLÉMENTAIRE

Codice: Code - Artikel - Article	Formato (cm) Size - Format - Dimension	+ cm.	Prezzo (€) Price - Preis - Prix
BLMTP 03FB	5,4 x 200	2,0	88,00



PROFILO A MURO
WALL PROFILE
WANDPROFIL
PROFIL MURAL



GRIGNETTA EVO 1 BLACK GREY

**TRATTAMENTO
ANTICALCARE**
Anti-limescale Treatment
Anti-Kalk-Behandlung
Traitement anticalcaire




6^{mm}

GRIGNETTA EVO 1 BLACK GREY

PROFILI NERO SATINATO / CRISTALLO GREY - SATIN BLACK PROFILES / GREY GLASS
SATINIERTER SCHWARZE PROFILE / GRAUES GLAS - PROFILS NOIRS SATINÉS / VERRE FUMÉ

6
mm

Battente
Pivot

Codice Code - Artikel - Article	Formato (cm) Size - Format - Dimension	Estensibilità Adj. range - Verstellbereich - Plage d'ajust.	Prezzo* (€) Price - Preis - Prix	Lato porta Door - Tür - Porte		Ingombro porta Door clr. - Türraumbedarf - Esp. ouv. porte
BLPB3 7016B	70	66 ÷ 70	755,00	-	56,0	56,0
BLPB3 7516B	75	71 ÷ 75	770,00	-	61,0	61,0
BLPB3 8016B	80	76 ÷ 80	774,00	-	66,0	66,0
BLPB3 8516B	85	81 ÷ 85	794,00	-	71,0	71,0
BLPB3 9016B	90	86 ÷ 90	811,00	-	76,0	76,0
BLPB3 9516B	95	91 ÷ 95	827,00	-	81,0	81,0
BLPB3 10016B	100	96 ÷ 100	839,00	-	86,0	86,0

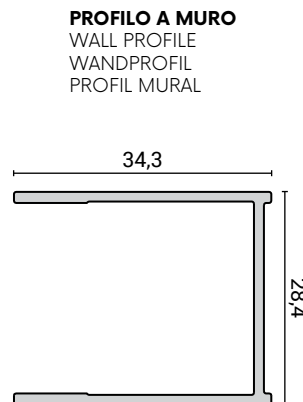
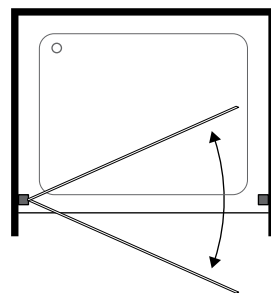
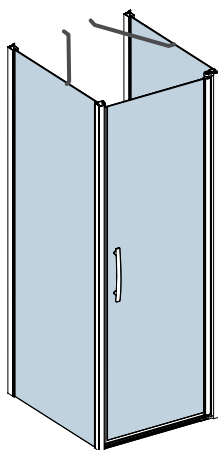
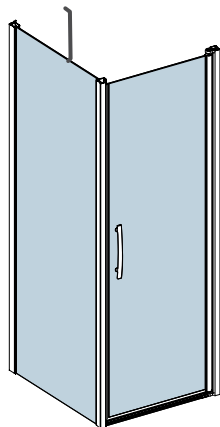
Parete fissa - pezzi da ordinare

Side - Necessary pieces
Seite - Notwendige Stücke
Paroi fixe - Paroi à commander

BLPB3 17016B	70	67 ÷ 69	533,00	1/2
BLPB3 18016B	80	77 ÷ 79	570,00	1/2
BLPB3 19016B	90	87 ÷ 89	608,00	1/2

PROFILO DI MAGGIORE ESTENSIBILITÀ - EXTENSION PROFILE - VERLÄNGERUNGSPROFIL - PROFIL D'EXTENSION SUPPLÉMENTAIRE

Codice: Code - Artikel - Article	Formato (cm) Size - Format - Dimension	+ cm.	Prezzo (€) Price - Preis - Prix
BLMTP 03FB	5,4 x 200	2,0	88,00



GRIGNETTA EVO 1 MATT

TRATTAMENTO ANTICALCARE

Anti-limescale Treatment
Anti-Kalk-Behandlung
Traitement anticalcaire




6^{mm}

GRIGNETTA EVO 1 MATT

PROFILI CROMO LUCIDO / CRISTALLO SATINATO - GLOSSY CHROME PROFILES / SATIN GLASS
POLIERTE VERCHROMTE PROFILE / SATINIERTES GLAS - PROFILS CHROMÉS BRILLANTS / VERRE SATINÉ

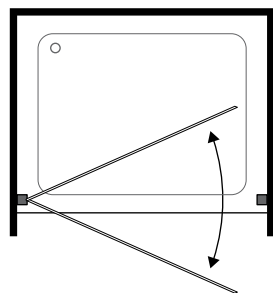

6
mm

Battente
Pivot

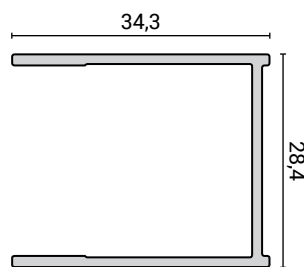
Codice Code - Artikel - Article	Formato (cm) Size - Format - Dimension	Estensibilità Adj. range - Verstellbereich - Plage d'ajust.	Prezzo* (€) Price - Preis - Prix	Lato porta Door - Tür - Porte		Ingombro porta Door clr. - Türraumbedarf - Esp. ouv. porte
BLPB3 7016M	70	66 ÷ 70	762,00	-	56,0	56,0
BLPB3 7516M	75	71 ÷ 75	775,00	-	61,0	61,0
BLPB3 8016M	80	76 ÷ 80	794,00	-	66,0	66,0
BLPB3 9016M	90	86 ÷ 90	844,00	-	76,0	76,0
BLPB3 10016M	100	96 ÷ 100	868,00	-	86,0	86,0

PROFILO DI MAGGIORE ESTENSIBILITÀ - EXTENSION PROFILE - VERLÄNGERUNGSPROFIL - PROFIL D'EXTENSION SUPPLÉMENTAIRE

Codice: Code - Artikel - Article	Formato (cm) Size - Format - Dimension	+ cm.	Prezzo (€) Price - Preis - Prix
BLMTP 03F	5,4 x 200	2,0	85,00



PROFILO A MURO
WALL PROFILE
WANDPROFIL
PROFIL MURAL



GRIGNETTA EVO 1 MATT




6^{mm}

GRIGNETTA EVO 1 MATT

PROFILI CROMO LUCIDO / CRISTALLO SATINATO - GLOSSY CHROME PROFILES / SATIN GLASS
POLIERTE VERCHROMTE PROFILE / SATINIERTES GLAS - PROFILS CHROMÉS BRILLANTS / VERRE SATINÉ

6
mm

Battente
Pivot

Codice Code - Artikel - Article	Formato (cm) Size - Format - Dimension	Estensibilità Adj. range - Verstellbereich - Plage d'ajust.	Prezzo* (€) Price - Preis - Prix	Lato porta Door - Tür - Porte		Ingombro porta Door clr. - Türraumbedarf - Esp. ouv. porte
BLPB3 7016M	70	66 ÷ 70	762,00	-	56,0	56,0
BLPB3 7516M	75	71 ÷ 75	775,00	-	61,0	61,0
BLPB3 8016M	80	76 ÷ 80	794,00	-	66,0	66,0
BLPB3 9016M	90	86 ÷ 90	844,00	-	76,0	76,0
BLPB3 10016M	100	96 ÷ 100	868,00	-	86,0	86,0

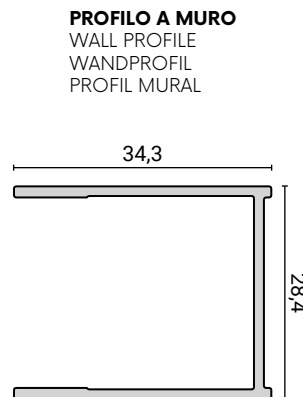
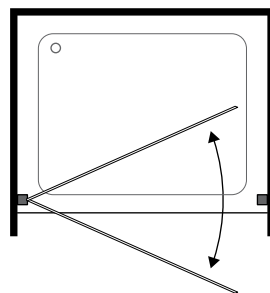
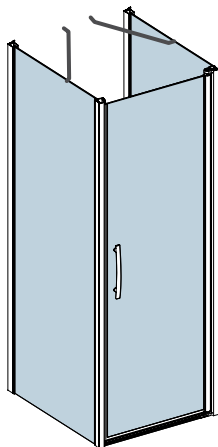
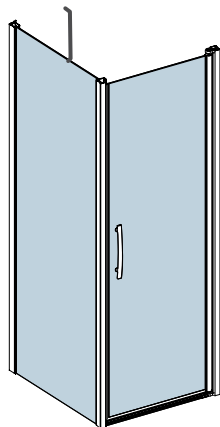
Parete fissa - Pezzi da ordinare

Side - Necessary pieces
Seite - Notwendige Stücke
Paroi fixe - Paroi à commander

BLPB3 17016M	70	67 ÷ 69	544,00	1/2
BLPB3 17516M	75	72 ÷ 74	563,00	1/2
BLPB3 18016M	80	77 ÷ 79	582,00	1/2
BLPB3 19016M	90	87 ÷ 89	618,00	1/2

PROFILO DI MAGGIORE ESTENSIBILITÀ - EXTENSION PROFILE - VERLÄNGERUNGSPROFIL - PROFIL D'EXTENSION SUPPLÉMENTAIRE

Codice: Code - Artikel - Article	Formato (cm) Size - Format - Dimension	+ cm.	Prezzo (€) Price - Preis - Prix
BLMTP 03F	5,4 x 200	2,0	85,00



GRIGNETTA CORNER




6^{mm}

GRIGNETTA CORNER

PROFILI CROMO LUCIDO / CRISTALLO TRASPARENTE - GLOSSY CHROME PROFILES / CLEAR GLASS
POLIERTE VERCHROMTE PROFILE - TRANSPARENTES KRISTALLGLAS / PROFILS CHROMÉS BRILLANTS - VERRE TRANSPARENT

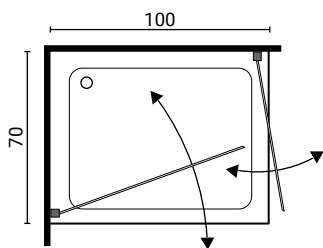
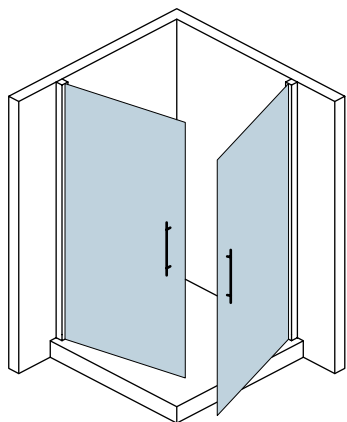
6
mm

Battente
Pivot

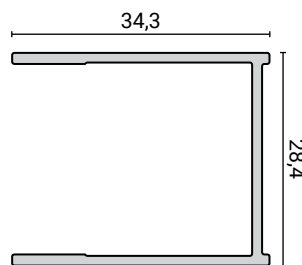
Codice Code - Artikel - Article	Formato (cm) Size - Format - Dimension	Estensibilità Adj. range - Verstellbereich - Plage d'ajust.	Prezzo* (€) Price - Preis - Prix	Singolo lato Single side - Einzel Seite - Seul côté	 Ingombro porta Door clr. - Türraumbedarf - Esp. ouv. porte
BLPB EVO 270	70	67 ÷ 69	538,00	•	60,0 60,0
BLPB EVO 275	75	72 ÷ 74	547,00	•	65,0 65,0
BLPB EVO 280	80	77 ÷ 79	560,00	•	70,0 70,0
BLPB EVO 290	90	87 ÷ 89	583,00	•	80,0 80,0
BLPB EVO 2100	100	97 ÷ 99	607,00	•	90,0 90,0

PROFILO DI MAGGIORE ESTENSIBILITÀ - EXTENSION PROFILE - VERLÄNGERUNGSPROFIL - PROFIL D'EXTENSION SUPPLÉMENTAIRE

Codice: Code - Artikel - Article	Formato (cm) Size - Format - Dimension	+ cm.	Prezzo (€) Price - Preis - Prix
BLMTP 03E	5,4 x 190	2,0	83,00



PROFILO A MURO
WALL PROFILE
WANDPROFIL
PROFIL MURAL



-BARRIERS FREE-



GRIGNETTA

Articoli speciali su ordinazione - Special Items on request - Sonderanfertigungen auf Bestellung - Produits personnalisés sur demande

	LATO FISSO FIXED PANEL - FESTE SEITENWAND - PAROI FIXE	LATO PORTA DOOR - TÜR - PORTE	VETRO SOPRA MURETTO SHOWER GLASS OVER LOW WALL DUSCHWAND ÜBER MAUERSOCKEL PAROI DE DOUCHE SUR MURET
MONTECRISTO	Altezza max 190 cm. / Larghezza max 150 cm. Height max 190 cm. / Width max 150 cm. Maximale Höhe 190 cm. / Maximale Breite 150 cm. Hauteur 190 cm. maximum / Largeur 150 cm. maximum	Altezza max 190 cm. / Larghezza max 200 cm. Height max 190 cm. / Width max 200 cm. Maximale Höhe 190 cm. / Maximale Breite 200 cm. Hauteur 190 cm. maximum / Largeur 200 cm. maximum	
GIGLIO EVO	Altezza max 200 cm. / Larghezza max 150 cm. Height max 200 cm. / Width max 150 cm. Maximale Höhe 200 cm. / Maximale Breite 150 cm. Hauteur 200 cm. maximum / Largeur 150 cm. maximum	Altezza max 200 cm. / Larghezza max 200 cm. Height max 200 cm. / Width max 200 cm. Maximale Höhe 200 cm. / Maximale Breite 200 cm. Hauteur 200 cm. maximum / Largeur 200 cm. maximum	
	PREZZO DI LISTINO AL PEZZO (TRASPARENTE) GROSS PRICE PER PIECE (TRANSPARENT) LISTENPREIS PRO STÜCK (TRANSPARENT) PRIX PUBLIC PAR PIÈCE (TRANSPARENT)	PREVENTIVO SU RICHIESTA PRICE ON REQUEST ANGEBOT AUF ANFRAGE DEVIS SUR DEMANDE	PREVENTIVO SU RICHIESTA PRICE ON REQUEST ANGEBOT AUF ANFRAGE DEVIS SUR DEMANDE
	FASCIA 1: da 0,01 a 0,50 mq Level 1: from 0.01 to 0.5 sqm € 710,00		
	FASCIA 2: da 0,51 a 1,00 mq Level 2: from 0.51 to 1.0 sqm € 806,00		
	FASCIA 3: da 1,01 a 1,50 mq Level 3: from 1.01 to 1.5 sqm € 922,00		
	FASCIA 4: da 1,51 a 2,00 mq Level 4: from 1.51 to 2.0 sqm € 1.020,00		
	FASCIA 5: da 2,01 a 2,50 mq Level 5: from 2.01 to 2.5 sqm € 1.121,00		
	FASCIA 6: da 2,51 a 3,00 mq Level 6: from 2.51 to 3.0 sqm € 1.248,00		
Maggiorazione per vetro Matt e Grey +15%. Surcharge for satin and grey glass +15%. Aufpreis für satiniertes und graues Glas +15 %. Majoration pour les verres satinés et fumés +15%		La maggiorazione del 15% va calcolata sui prezzi delle fasce da 1 a 6. The 15% surcharge must be calculated based on the prices of bands 1 to 6. Der Aufschlag von 15 % ist auf die Preisbereiche 1 bis 6 zu berechnen. La majoration de 15 % doit être calculée sur les prix des tranches 1 à 6.	

ATTENZIONE - ATTENTION - ACHTUNG - ATTENTION

CALCOLARE I MQ. DEL PEZZO PER STABILIRE LA FASCIA DI APPARTENENZA.
Per soluzioni diverse da quelle contemplate contattare ns. ufficio tecnico per avere indicazioni di fattibilità e prezzi.


CALCULATE THE SURFACE (M²) OF THE ARTICLE TO DETERMINE THE PRICE BAND.
For feasibility and pricing of custom solutions, please contact our technical department.

BERECHNEN SIE DIE FLÄCHE (M²) DES ELEMENTS, UM DIE ZUGEHÖRIGE PREISSTUFE ZU BESTIMMEN. Für Sonderlösungen wenden Sie sich bitte an unsere Technikabteilung, um Informationen zu Machbarkeit und Preisen zu erhalten.

CALCULEZ LA SURFACE (M²) DE L'ÉLÉMENT POUR DÉTERMINER LA TRANCHE DE PRIX.
Pour toute solution spécifique, veuillez contacter notre service technique pour vérifier la faisabilité et obtenir un devis.



Profilo e cerniera
Profile and hinge
Profil und Scharnier
Profil et charnière



Braccio snodabile nero satinato
Satin black articulated support arm
Satinierter schwarze schwenkbare Stabilisierungsstange
Barre de renfort articulée noire satinée



Maniglia
Handle
Griff
Poignée



Guarnizione inferiore
Bottom seal
Untere Dichtung
Joint inférieur


FUJI



6^{mm}

FUJI

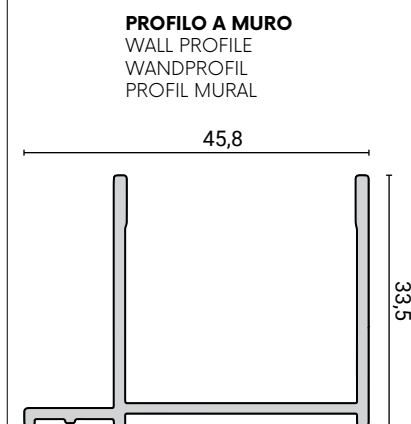
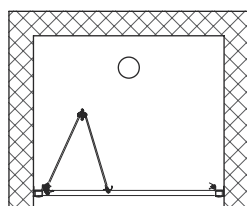
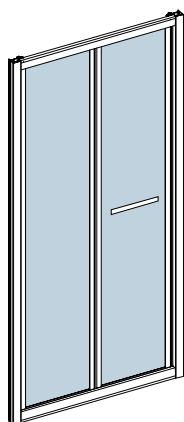
PROFILI CROMO LUCIDO / CRISTALLO TRASPARENTE - GLOSSY CHROME PROFILES / CLEAR GLASS
POLIERTE VERCHROMTE PROFILE - TRANSPARENTES KRISTALLGLAS / PROFILS CHROMÉS BRILLANTS - VERRÉ TRANSPARENT

Codice Code - Artikel - Article	Formato (cm) Size - Format - Dimension	Estensibilità Adj. range - Verstellbereich - Plage d'ajust.	Prezzo (€) Price - Preis - Prix		Lato porta Door - Tür - Porte
BLL63 7026	70	67 ÷ 71	613,00	35,5	•
BLL63 7526	75	72 ÷ 76	629,00	42	•
BLL63 8026	80	77 ÷ 81	644,00	48,5	•
BLL63 9026	90	87 ÷ 91	676,00	61	•
BLL63 10026	100	97 ÷ 101	709,00	73	•

6^{mm}
Scorrevoli
Sliding

PROFILO DI MAGGIORE ESTENSIBILITÀ - EXTENSION PROFILE - VERLÄNGERUNGSPROFIL - PROFIL D'EXTENSION SUPPLÉMENTAIRE

Codice: Code - Artikel - Article	Formato (cm) Size - Format - Dimension	+ cm.	Prezzo (€) Price - Preis - Prix
BLMTP 36	5,4 x 195	2,0	74,00




FUJI



6^{mm}

FUJI

PROFILI CROMO LUCIDO / CRISTALLO TRASPARENTE - GLOSSY CHROME PROFILES / CLEAR GLASS
POLIERTE VERCHROMTE PROFILE - TRANSPARENTES KRISTALLGLAS / PROFILS CHROMÉS BRILLANTS - VERRE TRANSPARENT

Codice Code - Artikel - Article	Formato (cm) Size - Format - Dimension	Estensibilità Adj. range - Verstellbereich - Plage d'ajust.	Prezzo (€) Price - Preis - Prix		Lato porta Door - Tür - Porte
BLL63 7026	70	67 ÷ 71	613,00	35,5	•
BLL63 7526	75	72 ÷ 76	629,00	42	•
BLL63 8026	80	77 ÷ 81	644,00	48,5	•
BLL63 9026	90	87 ÷ 91	676,00	61	•
BLL63 10026	100	97 ÷ 101	709,00	73	•

Parete fissa - Pezzi da ordinare

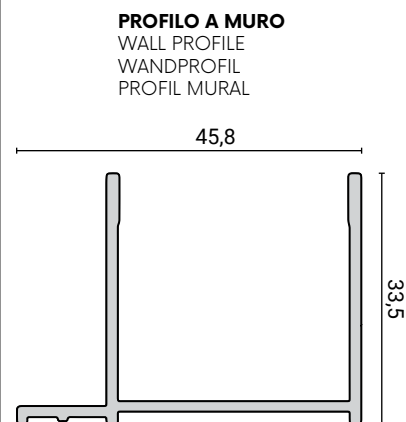
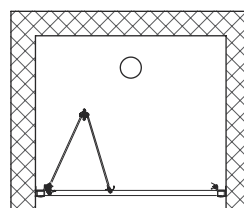
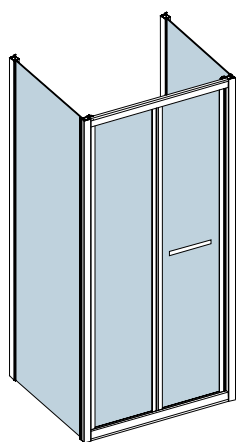
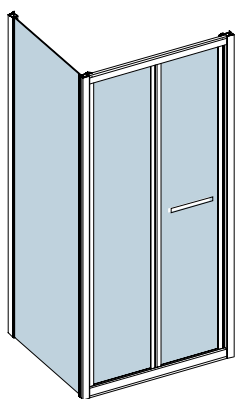
Side - Necessary pieces
Seite - Notwendige Stücke
Paroi fixe - Paroi à commander

BLPF63 7016	70	67 ÷ 69	271,00	1/2
BLPF63 7516	75	72 ÷ 74	286,00	1/2
BLPF63 8016	80	77 ÷ 79	298,00	1/2
BLPF63 9016	90	87 ÷ 89	324,00	1/2

6
mm
Scorrevoli
Sliding

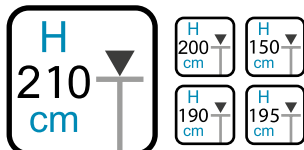
PROFILO DI MAGGIORE ESTENSIBILITÀ - EXTENSION PROFILE - VERLÄNGERUNGSPROFIL - PROFIL D'EXTENSION SUPPLÉMENTAIRE

Codice: Code - Artikel - Article	Formato (cm) Size - Format - Dimension	+ cm.	Prezzo (€) Price - Preis - Prix
BLMTP 36	5,4 x 195	2,0	74,00



CHIUSURA DOCCIA

SHOWER




ALTEZZA DOCCIA

HEIGHT
HÖHE
HAUTEUR



SOFT CLOSING

SLIDING SOFT CLOSING
SELBST-SCHLIESSENDE SCHIEBETÜR
FERMETURE AVEC AMORTISSEURS



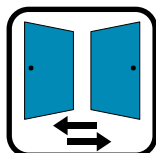
SPESSORE CRISTALLO

CRYSTAL THICKNESS
STÄRKE DES KRISTALLS
ÉPAISSEUR DU VERRE



CHIUSURA MAGNETICA

MAGNETIC WATERPROOF CLOSURE
WASSERDICHTES MAGNETVERSCHLUSS DER TÜREN
PORTES À FERMETURE MAGNÉTIQUE



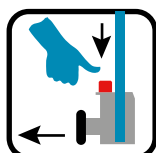
REVERSIBILE

REVERSIBLE
UMKEHRBAR
RÉVERSIBLE



TRATTAMENTO ANTICALCARE

DESCALING
ENTKALKUNGSBEHANDLUNG
TRAITEMENT ANTICALCAIRE



SGANCIAMENTO ANTA

YOU CAN UNHOOK
LÖSBARE TÜR
PORTE DÉCLIPSABLE



SPAZIO ENTRATA UTILE

ENTRANCE
EINGANG
LARGEUR DU PASSAGE

ICONE

SYMBOLS



PESO
WEIGHT
GEWICHT
POIDS



N° COLLI
BOX
KARTON
BOITE

FINITURE

FINISHES



ACCIAIO INOX
STEINLESS STEEL
ROSTFREIER STAHL 304
ACIER INOXYDABLE



ACCIAIO INOX SPAZZOLATO
BRUSHED STEINLESS STEEL
GEBÜRSTETER EDELSTAHL
ACIER INOXYDABLE BROSSÉ



ACCIAIO NERO SATINATO
BLACK MAT STEINLESS STEEL
SCHWARZER SATINIERTER EDELSTAHL
ACIER INOXYDABLE SATINÉ NOIR



ACCIAIO BIANCO SATINATO
WHITE MAT STEINLESS STEEL
WEISSER SATINIERTER EDELSTAHL
ACIER INOXYDABLE SATINÉ BLANC



ALLUMINIO ORO SPAZZOLATO
BRUSHED GOLD ALUMINIUM
GEBÜRSTETER GOLD-ALUMINIUM
OR ALUMINIUM BROSSÉ



ALLUMINIO ORO ROSA
ROSE GOLD ALUMINIUM
ROSGOLD ALUMINIUM
ALUMINIUM OR ROSE



ALLUMINIO CROMO
CHROME-PLATED ALUMINIUM
CHROM ALUMINIUM
ALUMINIUM CHROMÉ



ALLUMINIO NERO
BLACK ALUMINIUM
SCHWARZES ALUMINIUM
ALUMINIUM NOIR



ALLUMINIO BIANCO
WHITE ALUMINIUM
WEISSES ALUMINIUM
ALUMINIUM BLANC



OTTONE CROMO 800/1000
BRASS CHROME 800/1000
MESSING CHROM 800/1000
LAITON CHROMÉ 800/1000



OTTONE LACCATO
LACQUERED BRASS
LACKIERTES MESSING
LAITON LAQUÉ



OTTONE SPAZZOLATO
BRUSHED BRASS
GEBURSTETES MESSING
LAITON BROSSÉ



BGB BERGAMO BAGNO srl

Via Milano, 2 - 24030 PRESEZZO (BG) - Tel. 035.610577 - Fax 035.460482
www.bgb.it - info@bgb.it